

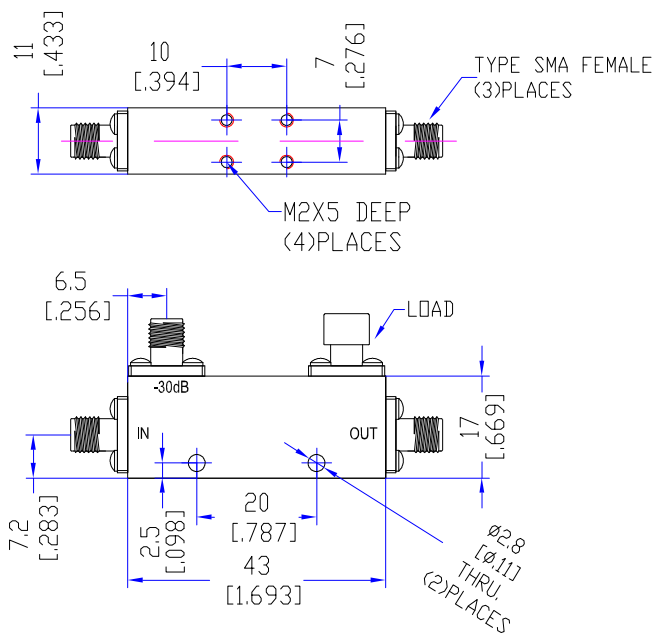
## Model TDC140145A30A

### Features

Low VSWR  
High Directivity  
Broadband & Miniature Size

Technical Data Sheet			
Frequency Range	14.0~14.5GHz	Finish	Painted Blue_ RAL #5007
Insertion Loss	≤0.8dB (Excl. Coupling Loss 0.01dB)	Connector Body	Passivated Stainless Steel
Coupling Factor	≤31±1.0dB	Housing	Aluminum, 6061 T6 Clear Chem Conversion Film
Coupling Sensitivity	-----	Connector Pin	Beryllium Copper, Gold Plate
Directivity	≥10dB	Solder	Lead Free, RoHS Compliant
VSWR	Primary ≤1.50:1 Secondary ≤1.50:1	Operating Temperature	-55~+85°C
<sup>1</sup> Power Handling	Incident ≤20Watt; Reflected ≤1Watt	Operating Humidity	Up to 95%, Non- Condensing
Impedance	50Ω	Weight	30g
Port Connectors	SMA-Female		

<sup>1</sup>Power Handling guaranteed when load's VSWR within 1.50:1.

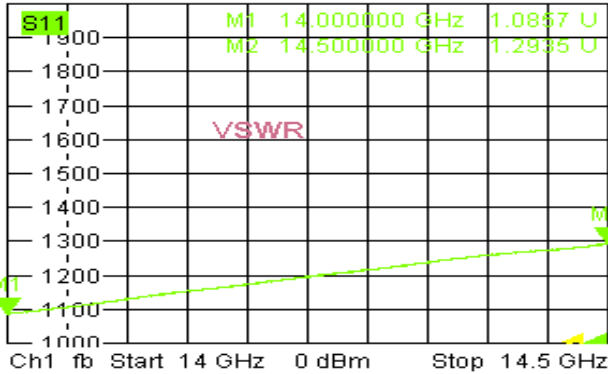


## Typical Performance

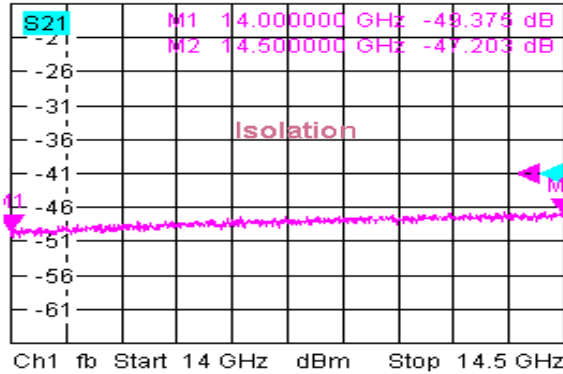
### 1. Coupling Factor & Sensitivity, Isolation, VSWR



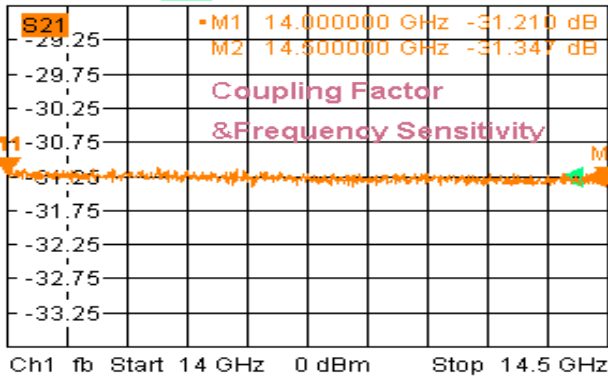
Trc1 Mem5[Trc1] **S11** SWR 100 mU/ Ref 1 U Cal Invisible



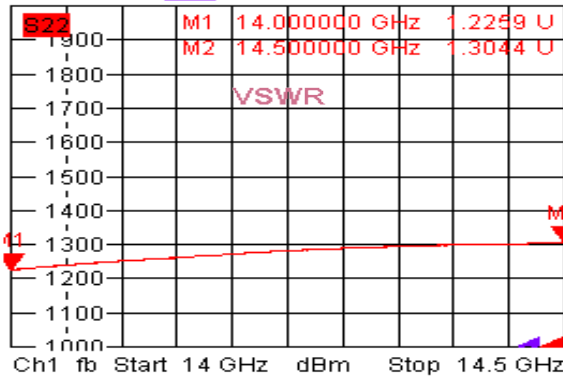
Trc2 Mem6[Trc2] **S21** dB Mag 5 dB / Ref -41 dB



Trc3 Mem7[Trc3] **S21** dB Mag 0.5 dB / Ref -31.25 dB



Trc4 Mem8[Trc4] **S22** SWR 100 mU/ Ref 1 U Cal Invisible

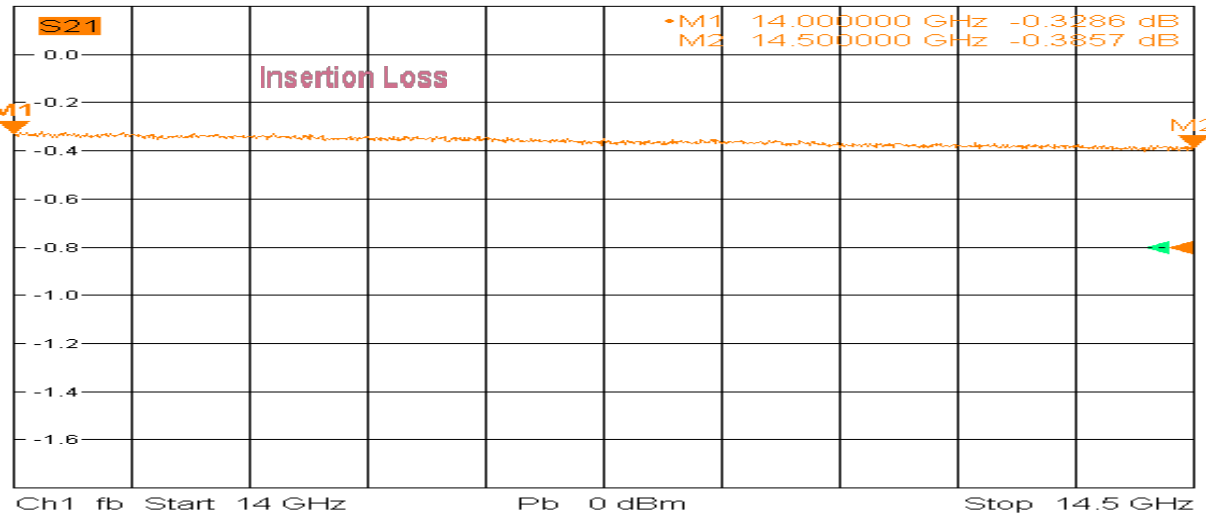


12/24/2020, 11:20 AM

### 2. Insertion Loss



Trc3 Mem7[Trc3] **S21** dB Mag 0.2 dB / Ref -0.8 dB Cal Invisible 3 (Max)



12/24/2020, 11:20 AM

