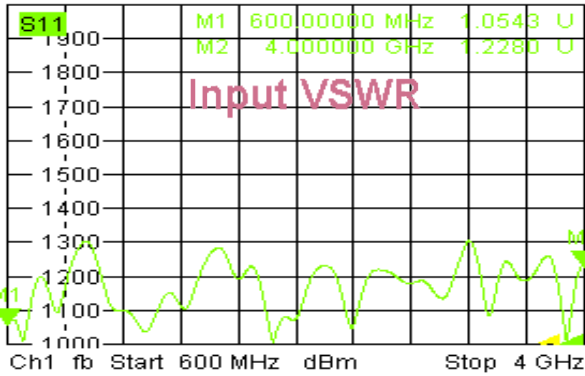


Typical Performance

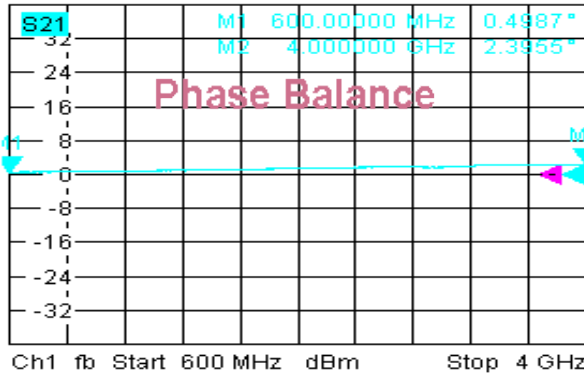
1. Insertion Loss, Amplitude &Phase Balance, VSWR



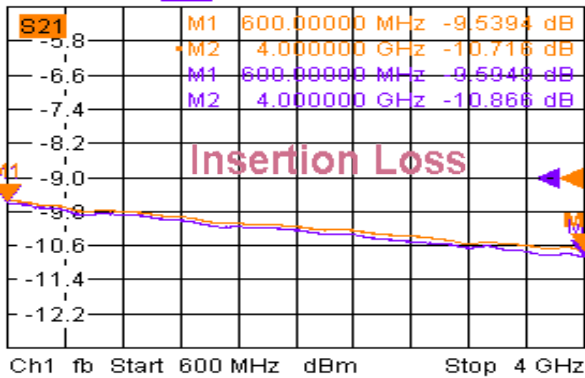
Trc1 Mem5[Trc1] **S11** SWR 100 mU/ Ref 1 U Cal Invis



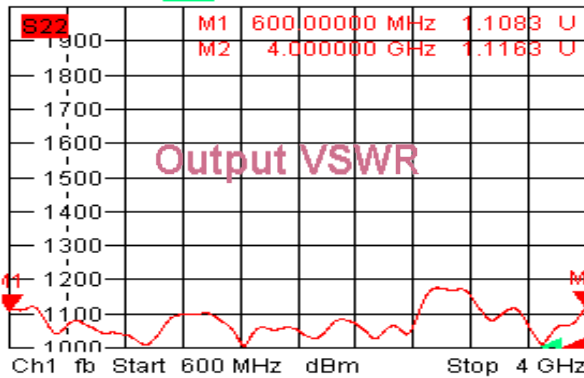
Trc2 Mem6[Trc2] **S21** Phase 8° / Ref 0° Cal Math Invisible



Trc3 Mem8[Trc3] **S21** dB Mag 0.8 dB / Ref -9 dB C



Trc4 Mem7[Trc4] **S22** SWR 100 mU/ Ref 1 U Cal Invis

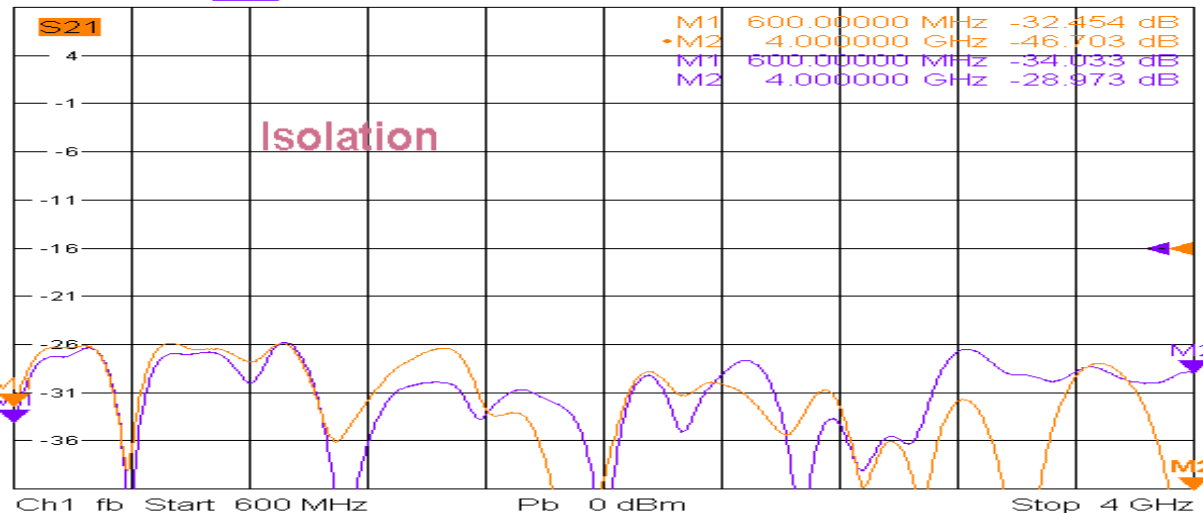


2/23/2021, 3:42 PM

2. Isolation



Trc3 Mem8[Trc3] **S21** dB Mag 5 dB / Ref -16 dB Cal 3 (Max)



2/23/2021, 3:57 PM

