

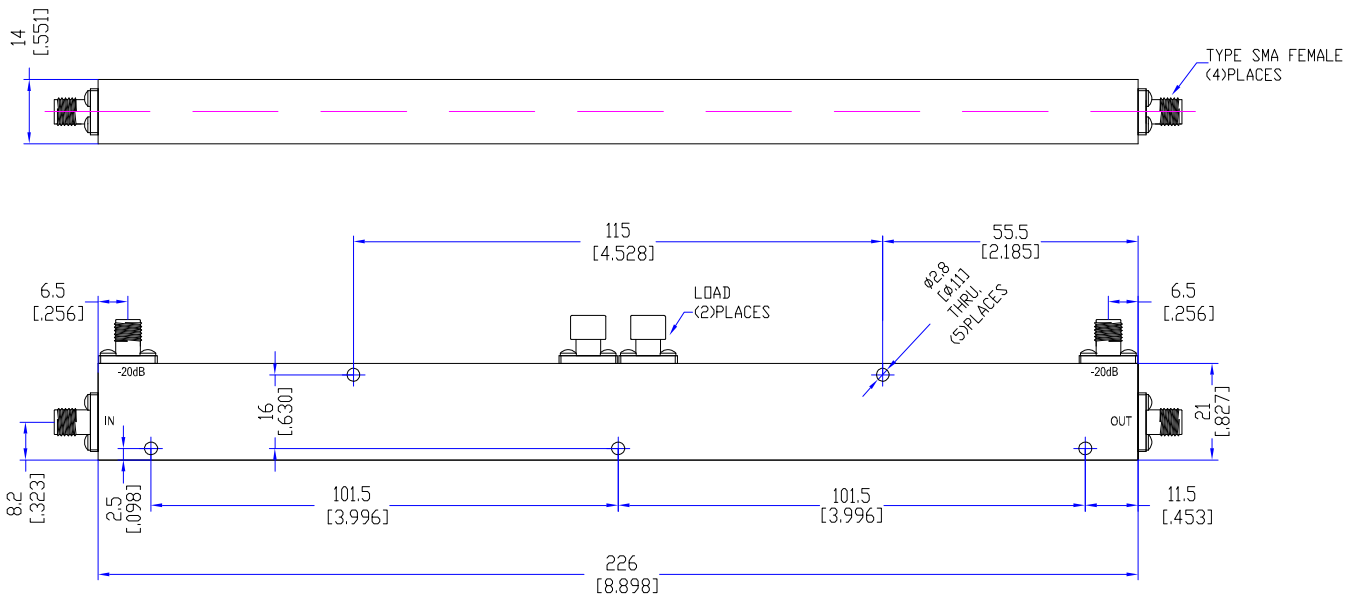
## Model TDC05180A20D

### Features

- Low VSWR
- High Directivity
- Broadband & Miniature Size

Technical Data Sheet			
Frequency Range	0.5~18GHz	Finish	Painted Blue_ RAL #5007
Insertion Loss	≤2.2dB (Excl. Coupling Loss 0.08dB)	Connector Body	Passivated Stainless Steel
Coupling Factor	≤20±1.0dB	Housing	Aluminum, 6061 T6 Clear Chem Conversion Film
Coupling Sensitivity	≤±1.0dB	Connector Pin	Beryllium Copper, Gold Plate
Directivity	≥12dB	Solder	Lead Free, RoHS Compliant
VSWR	Primary ≤1.50:1 Secondary ≤1.50:1	Operating Temperature	-55~+85°C
<sup>1</sup> Power Handling	Incident ≤30Watt; Reflected ≤30Watt	Operating Humidity	Up to 95%, Non- Condensing
Impedance	50Ω	Weight	200g
Port Connectors	SMA-Female		

<sup>1</sup>Power Handling guaranteed when load's VSWR within 1.50:1.

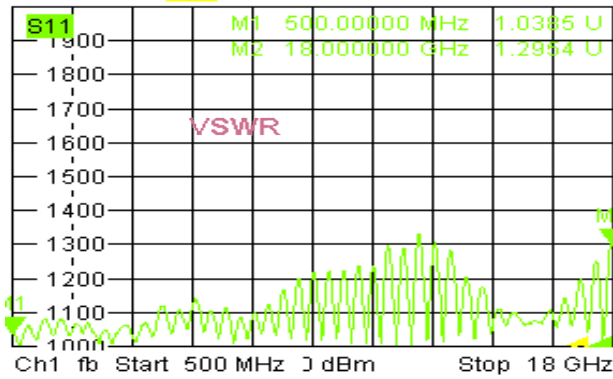


## Typical Performance

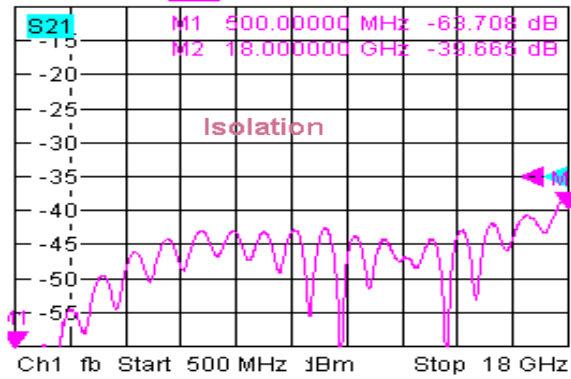
### 1. Coupling Factor & Sensitivity, Isolation, VSWR



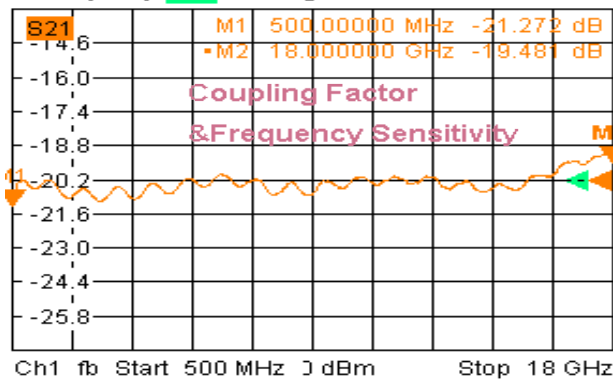
Trc1 Mem5[Trc1] S11 SWR 100 mU/ Ref 1 U Cal  
S11 SWR 100 mU/ Ref 1 U Invisib



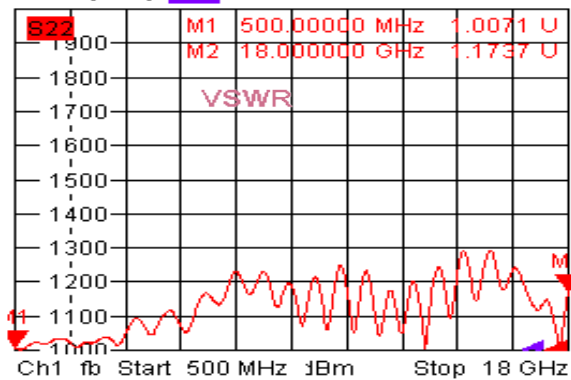
Trc2 Mem6[Trc2] S21 dB Mag 5 dB / Ref -35 dB  
S21 dB Mag 5 dB / Ref -35 dB



Trc3 Mem7[Trc3] S21 dB Mag 1.4 dB / Ref -20.2 dB  
S21 dB Mag 1.4 dB / Ref -20.2 dB



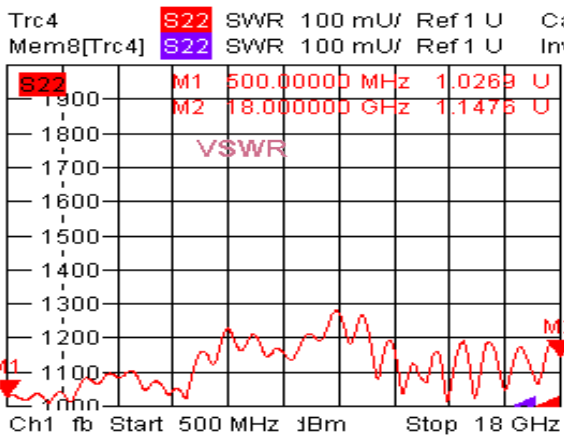
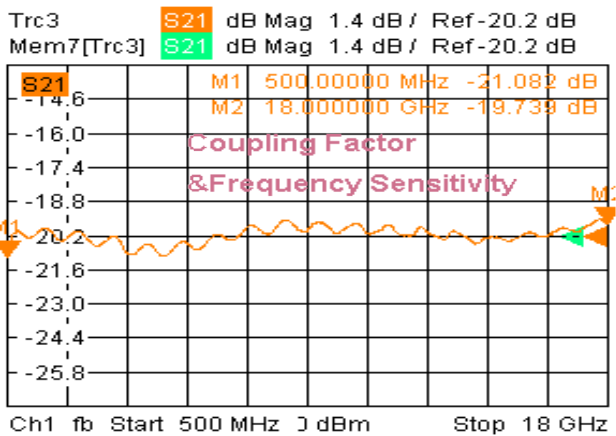
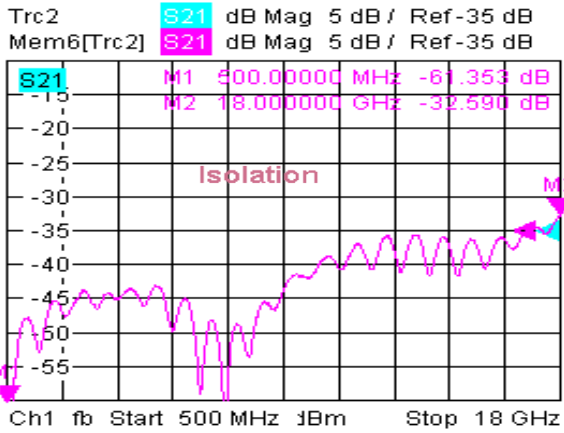
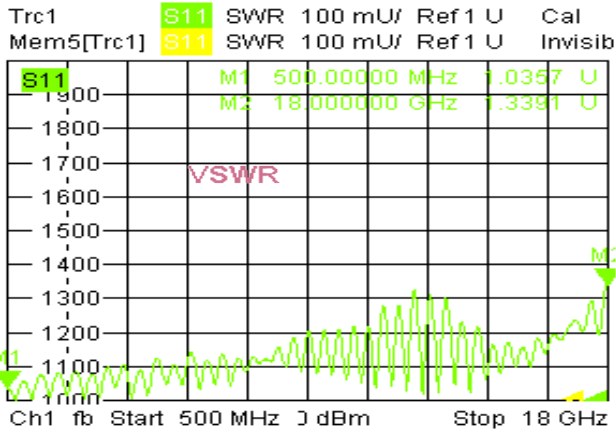
Trc4 Mem8[Trc4] S22 SWR 100 mU/ Ref 1 U Ca  
S22 SWR 100 mU/ Ref 1 U Inv



5/12/2020, 11:09 PM

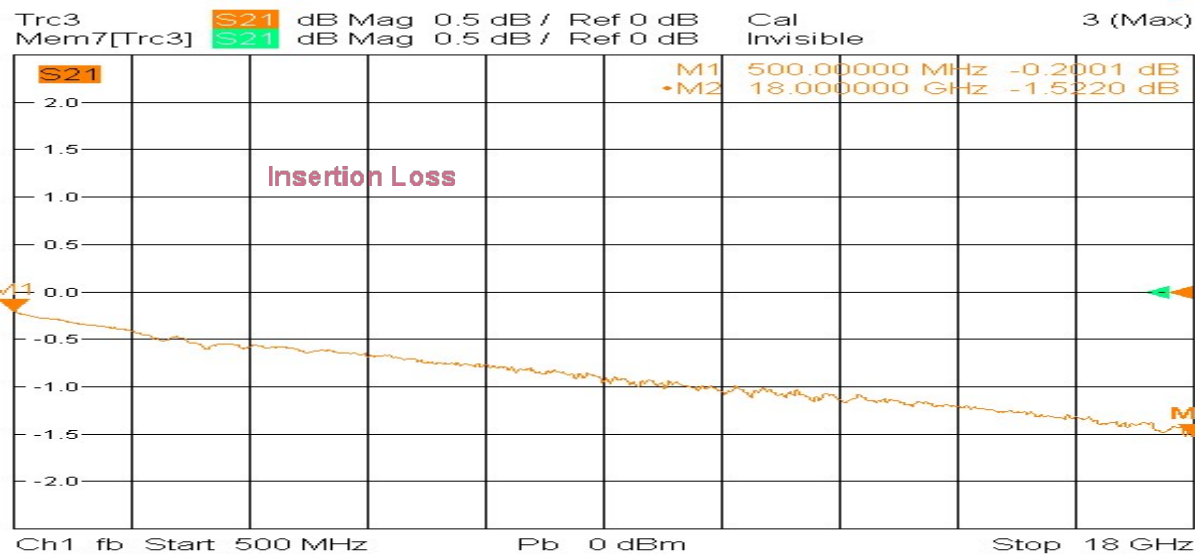


## 2. Coupling Factor & Sensitivity, Isolation, VSWR



5/12/2020, 11:10 PM

## 3. Insertion Loss



5/12/2020, 11:10 PM

