

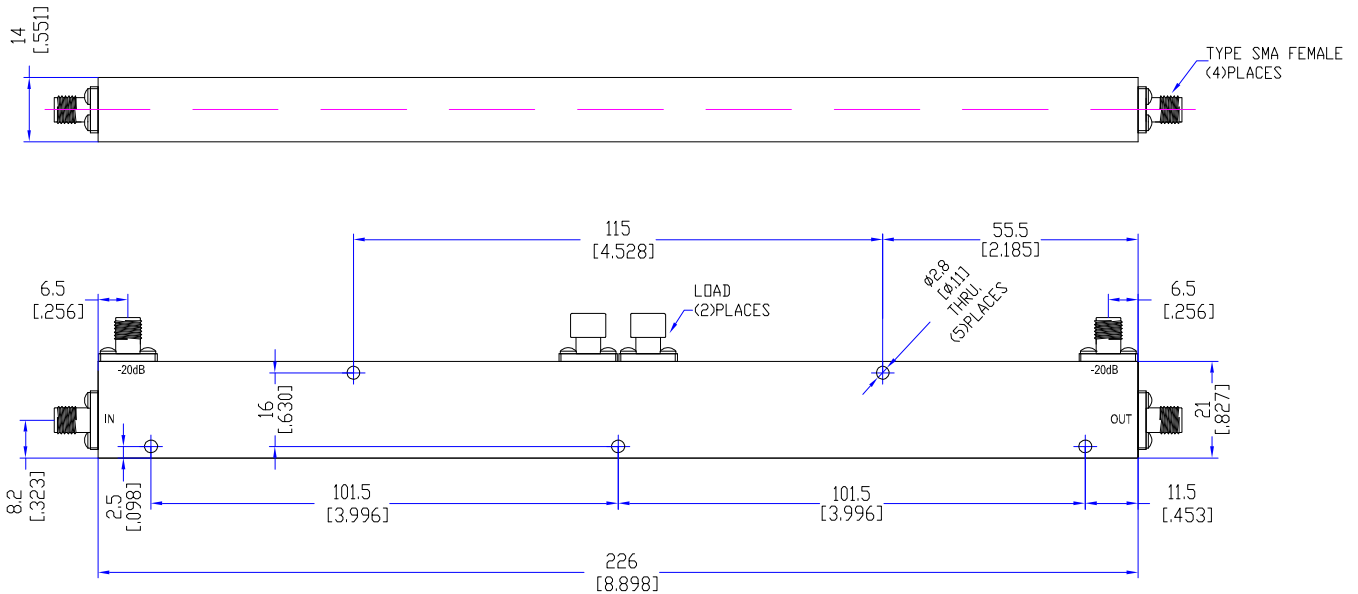
## Model TDC07120A20D

### Features

Low VSWR  
High Directivity  
Broadband & Miniature Size

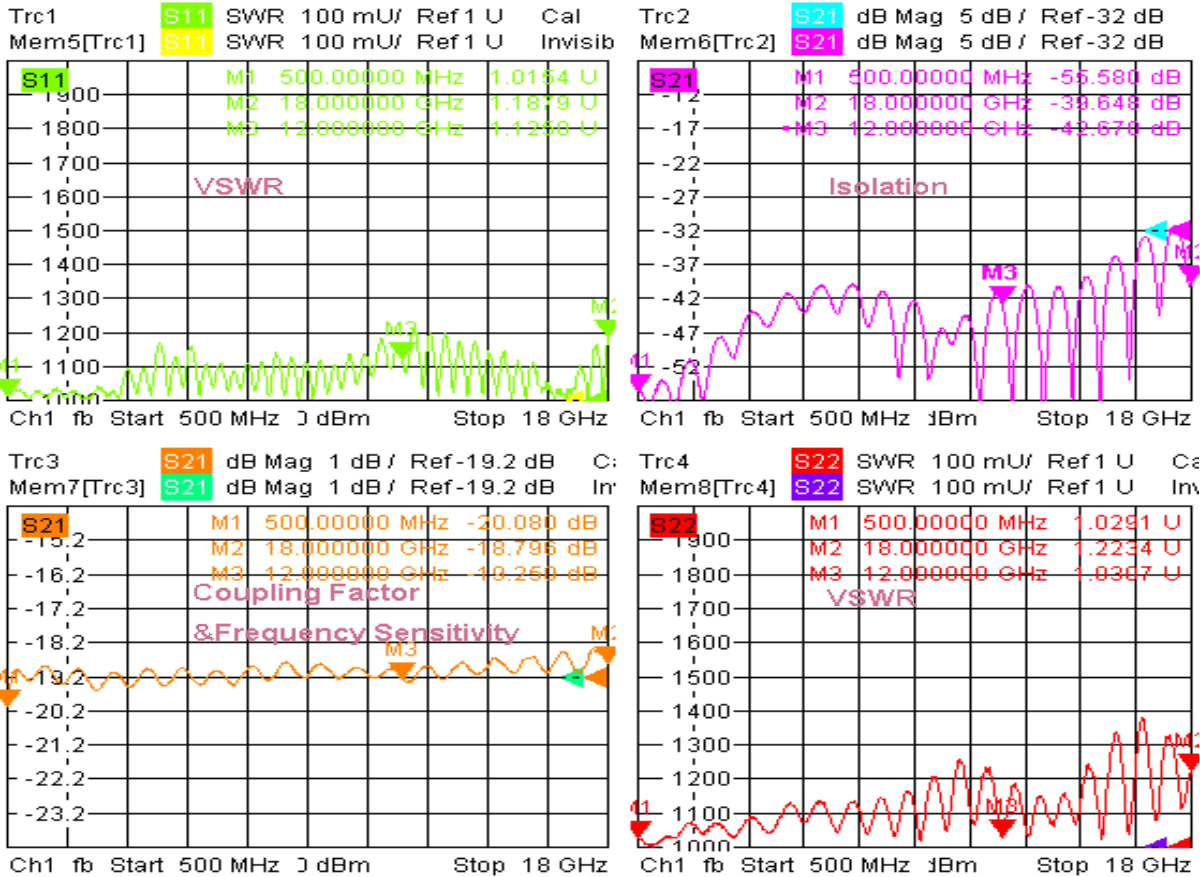
| Technical Data Sheet        |                                       |                       |   |
|-----------------------------|---------------------------------------|-----------------------|---|
| Frequency Range             | 0.7~12GHz                             | Finish                | Painted Blue_ RAL #5007                         |
| Insertion Loss              | ≤1.6dB (Excl. Coupling Loss 0.08dB)   | Connector Body        | Passivated Stainless Steel                      |
| Coupling Factor             | ≤20±0.8dB                             | Housing               | Aluminum, 6061 T6<br>Clear Chem Conversion Film |
| Coupling Sensitivity        | ≤±0.8dB                               | Connector Pin         | Beryllium Copper, Gold Plate                    |
| Directivity                 | ≥17dB                                 | Solder                | Lead Free, RoHS Compliant                       |
| VSWR                        | Primary ≤1.30:1<br>Secondary ≤1.30:1  | Operating Temperature | -55~+85°C                                       |
| <sup>1</sup> Power Handling | Incident ≤20Watt;<br>Reflected ≤2Watt | Operating Humidity    | Up to 95%, Non- Condensing                      |
| Impedance                   | 50Ω                                   | Weight                | 200g  |
| Port Connectors             | SMA-Female                            |                       |   |

<sup>1</sup>Power Handling guaranteed when load's VSWR within 1.50:1.



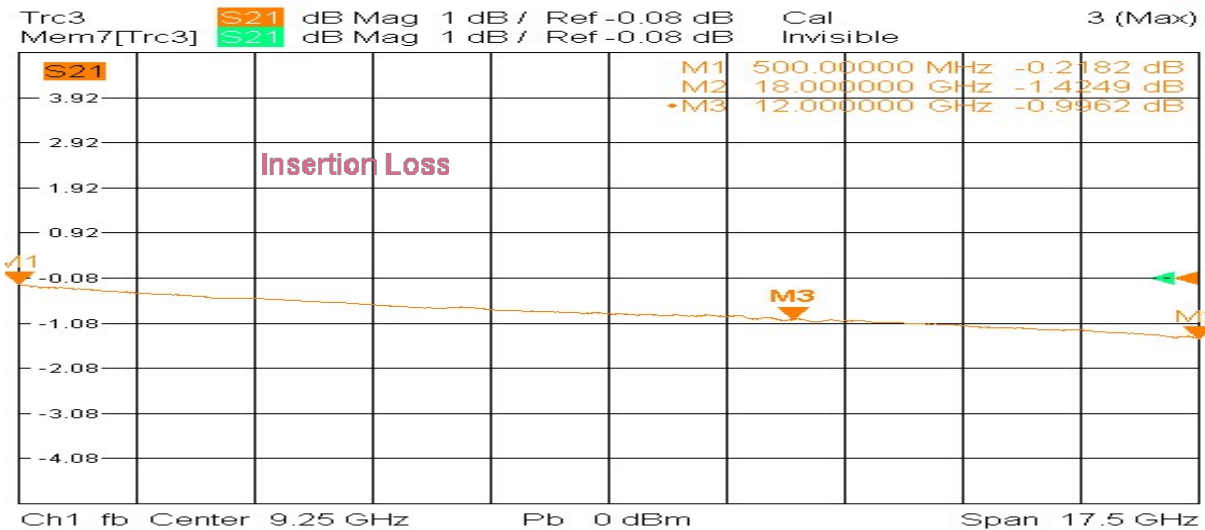
## Typical Performance

### 1. Coupling Factor & Sensitivity, Isolation, VSWR



3/22/2020, 5:54 AM

### 2. Insertion Loss



3/22/2020, 5:55 AM

