

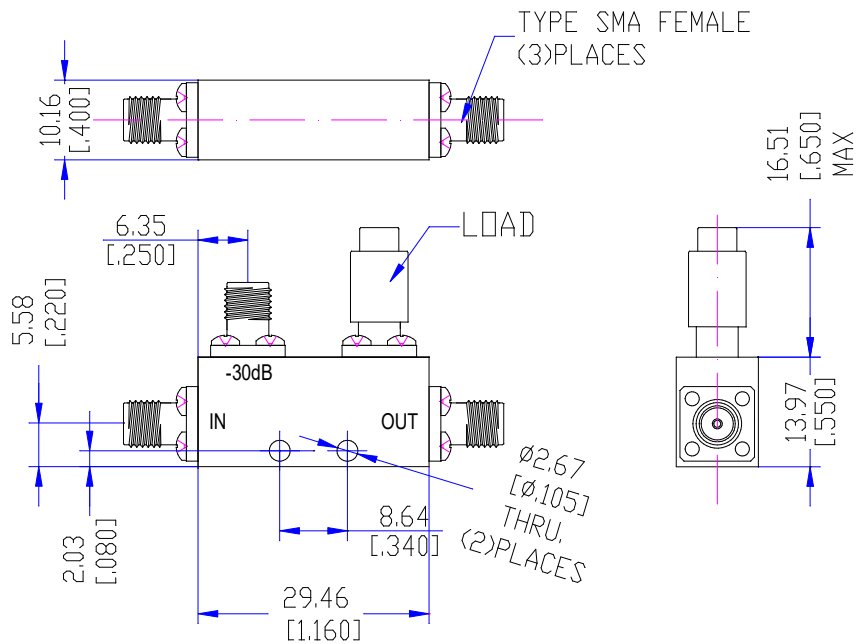
Model TDC2040A30HA

Features

Low VSWR
High Directivity
Broadband & Miniature Size

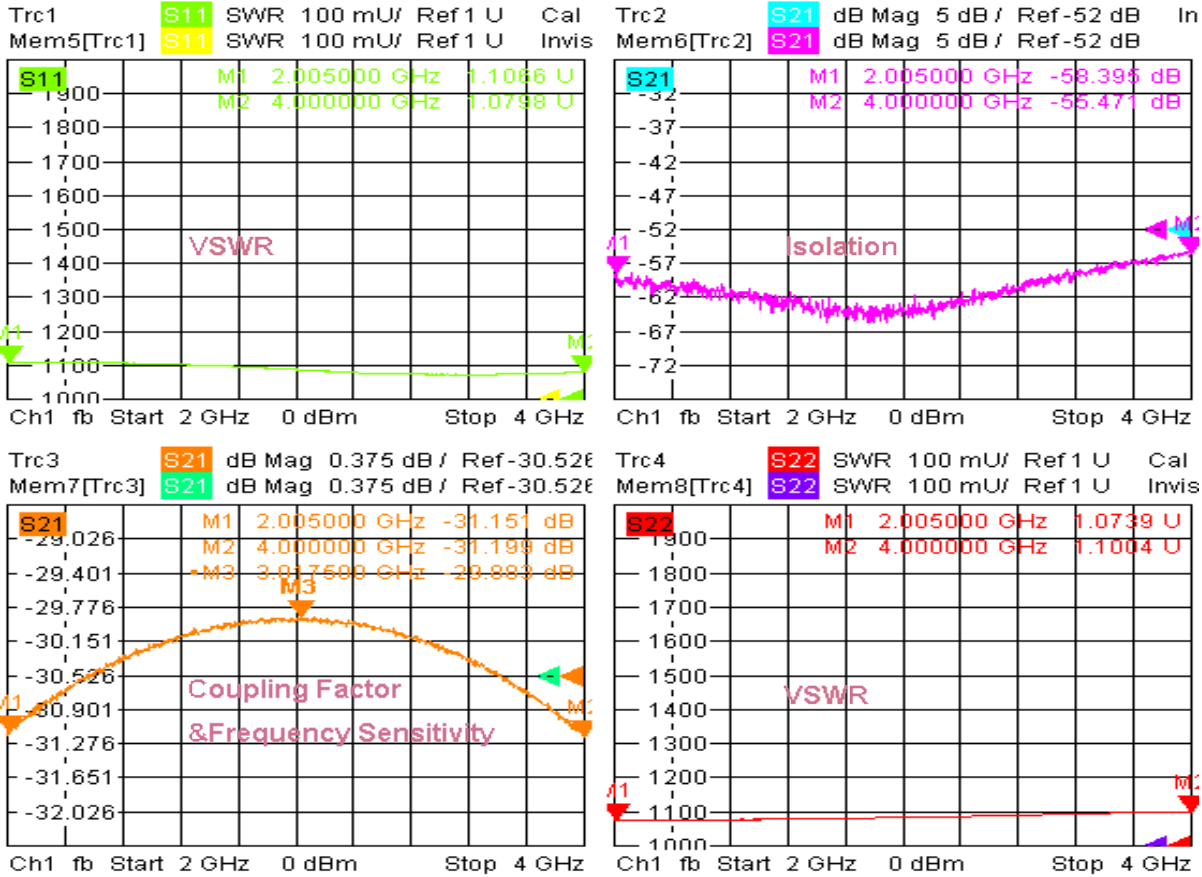
Technical Data Sheet			
Frequency Range	2~4GHz	Finish	Painted Blue_ RAL #5007
Insertion Loss	≤0.2dB (Ture)	Connector Body	Passivated Stainless Steel
Coupling Factor	≤30±1.25dB	Housing	Aluminum, 6061 T6 Clear Chem Conversion Film
Coupling Sensitivity	≤±0.75dB	Connector Pin	Beryllium Copper, Gold Plate
Directivity	≥22dB	Solder	Lead Free, RoHS Compliant
VSWR	Primary ≤1.15:1 Secondary ≤1.15:1	Operating Temperature	-20~+65°C
¹ Power Handling	Incident ≤ 200Watt; Peak ≤ 3KWatt	Operating Humidity	Up to 95%, Non- Condensing
Impedance	50Ω	Weight	30g
Port Connectors	SMA-Female		

¹Power Handling guaranteed when load's VSWR within 1.50:1.



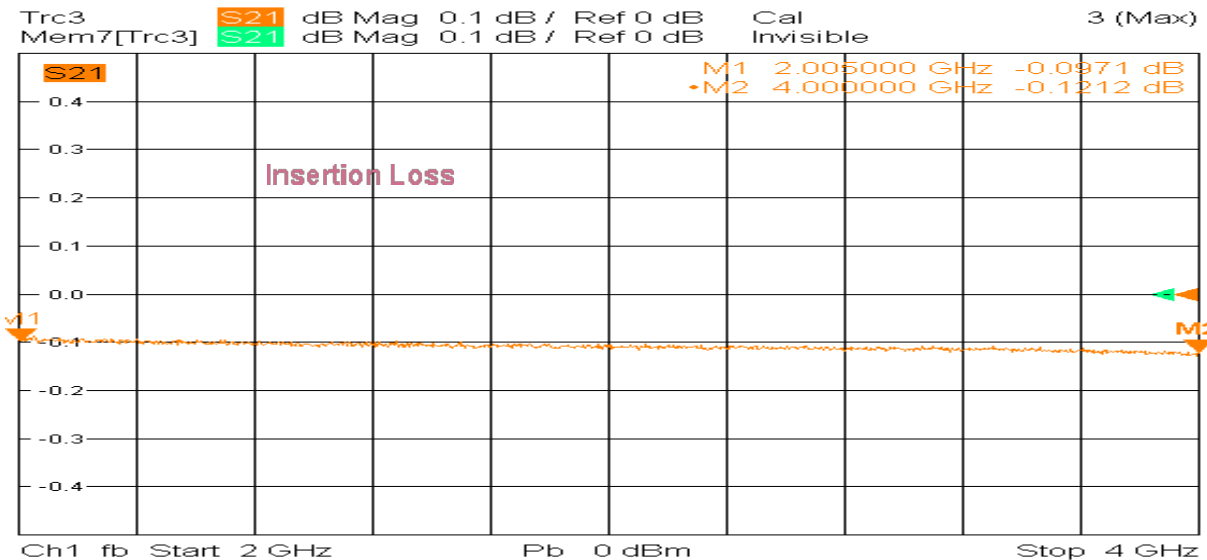
Typical Performance

1. Coupling, Frequency Sensitivity, VSWR & Isolation



11/13/2020, 3:10 PM

2. Insertion Loss



11/13/2020, 3:11 PM

