

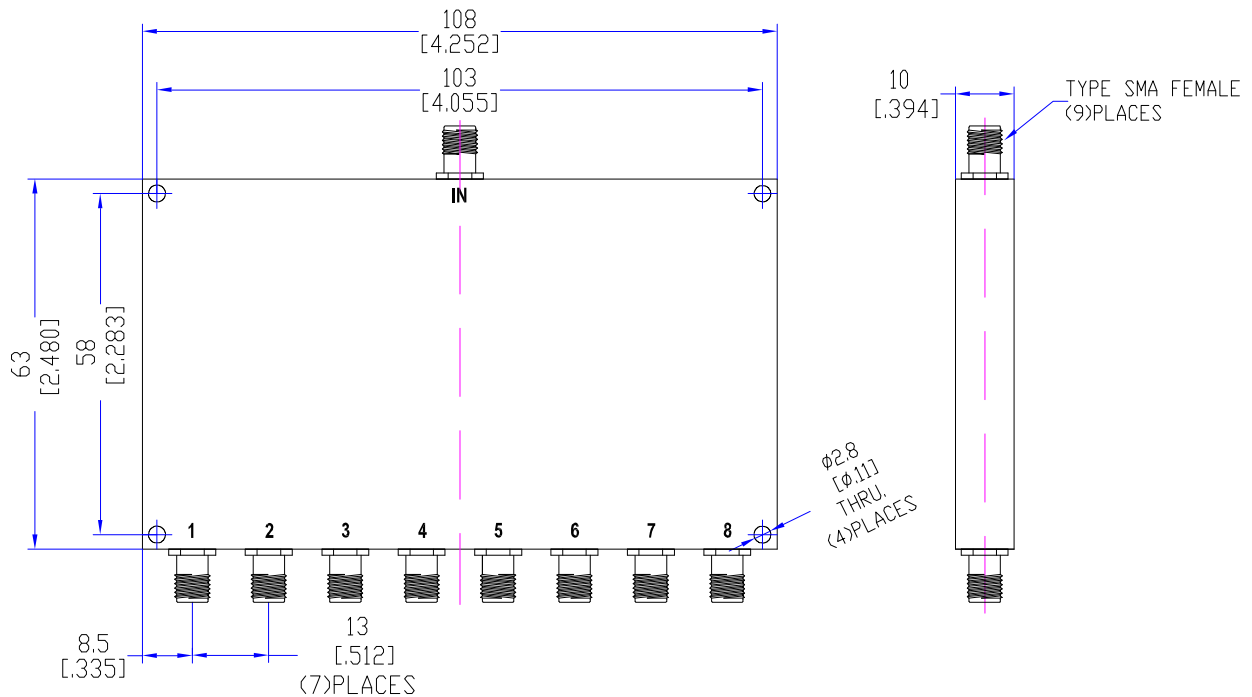
## Model TPD2460A8

### Features

- Excellent phase& amplitude balance
- Low Insertion Loss& VSWR
- High Isolation

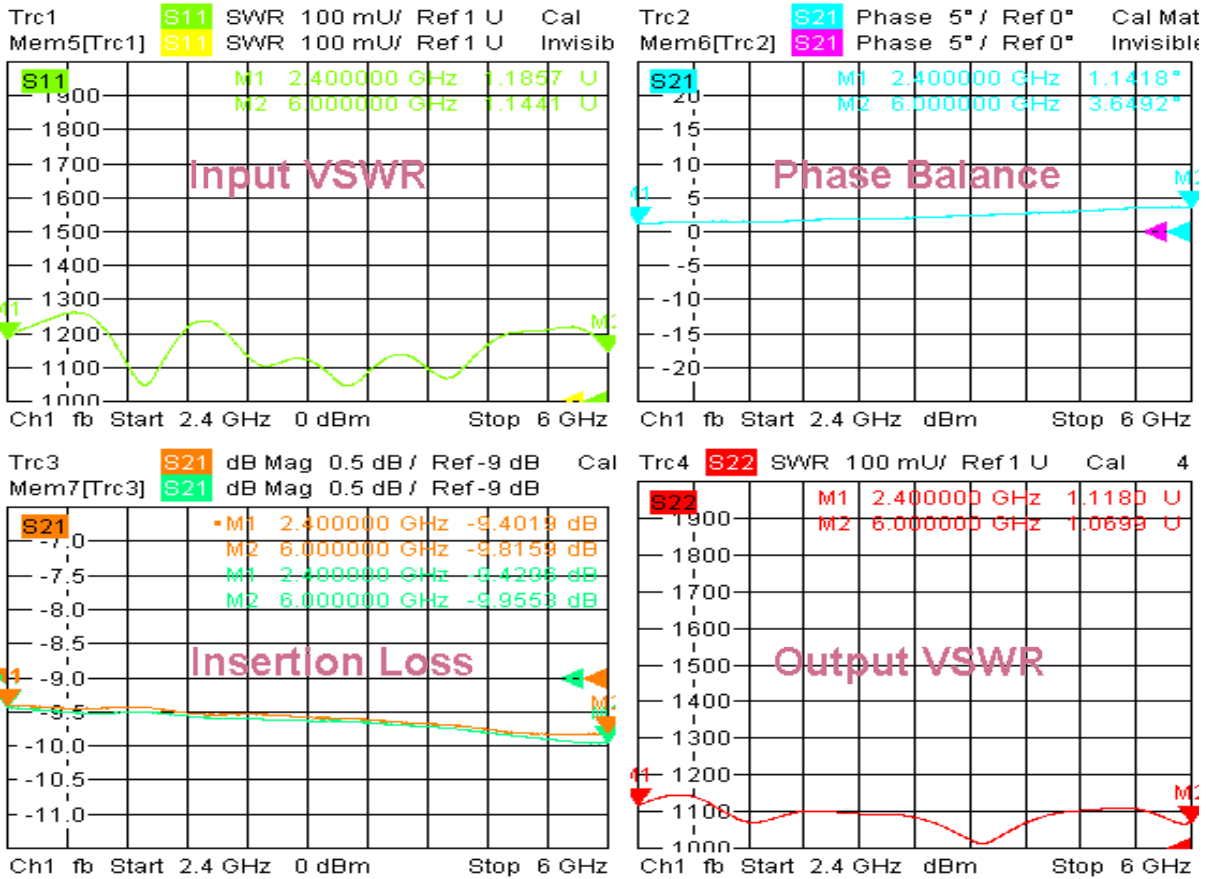
Technical Data Sheet			
Frequency Range	2.4~6GHz	Finish	Painted Blue_ RAL #5007
Insertion Loss	≤1.50dB (Above 9.03dB Split)	Connector Body	Brass, Tri-Alloy Plate
VSWR	Input ≤1.40:1 Output ≤1.30:1	Housing	Aluminum, 6061 T6 Clear Chem Conversion Film
Isolation	≥18dB	Connector Pin	Beryllium Copper, Gold Plate
Amplitude Balance	≤±0.5dB	Solder	Lead Free, RoHS Compliant
Phase Balance	≤±5°	Operating Temperature	-55~+85°C
<sup>1</sup> Power Handling	Forward ≤30Watt; Reversed ≤1Watt	Operating Humidity	Up to 95%, Non- Condensing
Impedance	50Ω	Weight	160g
Port Connectors	SMA-Female		

<sup>1</sup>Power Handling guaranteed when load's VSWR within 1.50:1.



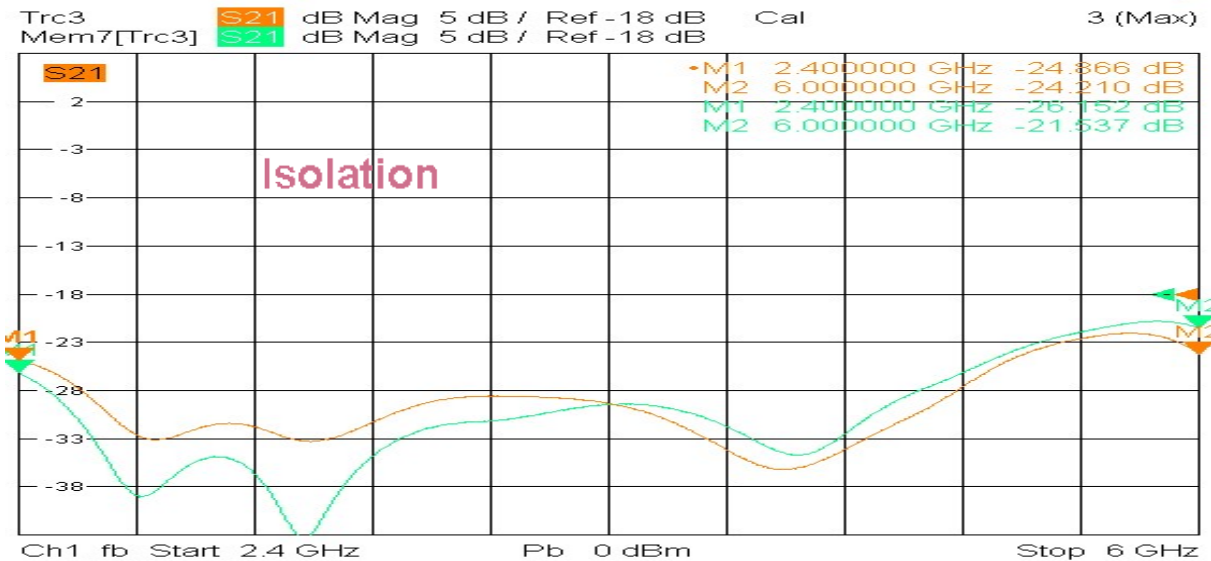
## Typical Performance

### 1. Insertion Loss, Amplitude &Phase Balance, VSWR



10/14/2020, 5:15 PM

### 2. Isolation



10/14/2020, 5:20 PM

