

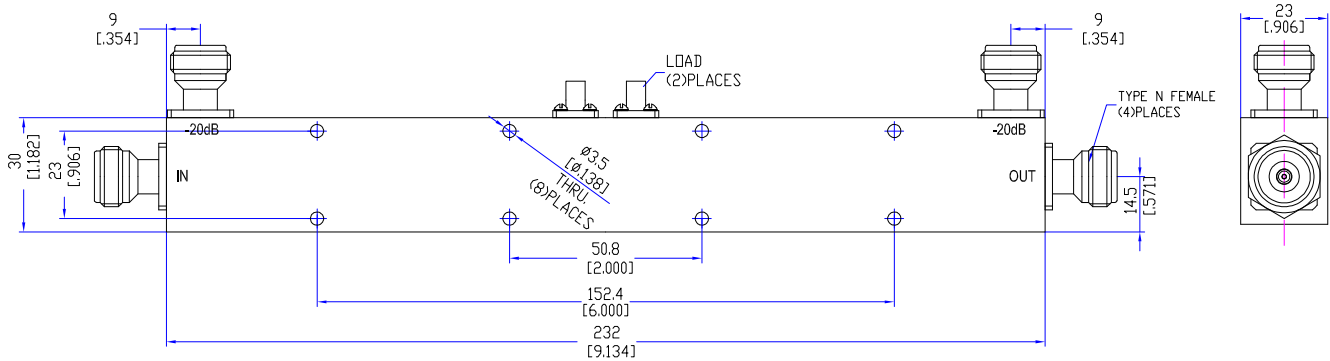
Model TDC0580N20DH

Features

Low VSWR
High Directivity
Broadband & Miniature Size

Technical Data Sheet			
Frequency Range	0.5~8.0GHz	Finish	Painted Blue_ RAL #5007
Insertion Loss	≤0.8dB (Excl. Coupling Loss 0.04dB)	Connector Body	Brass, Tri-Alloy Plate
Coupling Factor	≤20±1dB	Housing	Aluminum, 6061 T6 Clear Chem Conversion Film
Coupling Sensitivity	≤±1dB	Connector Pin	Beryllium Copper, Gold Plate
Directivity	≥18dB	Solder	Lead Free, RoHS Compliant
VSWR	Primary ≤1.30:1 Secondary ≤1.30:1	Operating Temperature	-40~+85℃
¹ Power Handling	Incident ≤150Watt; Reflected ≤150Watt	Operating Humidity	Up to 95%, Non- Condensing
Impedance	50Ω	Weight	520g
Port Connectors	N-Female		

¹Power Handling guaranteed when load's VSWR within 1.50:1.

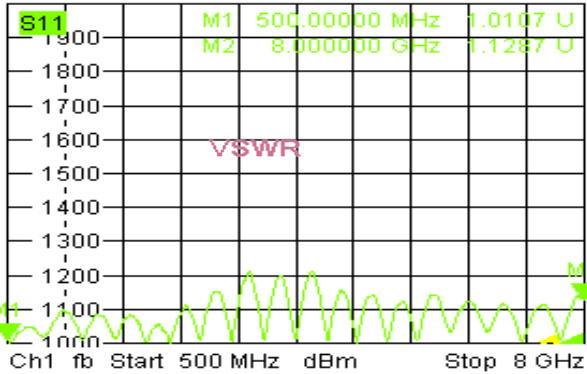


Typical Performance

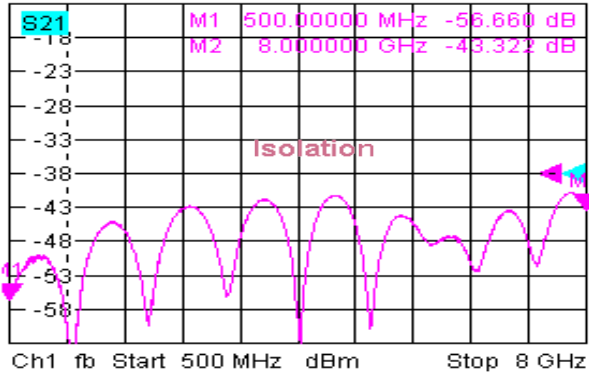
1. Coupling Factor & Sensitivity, Isolation, VSWR



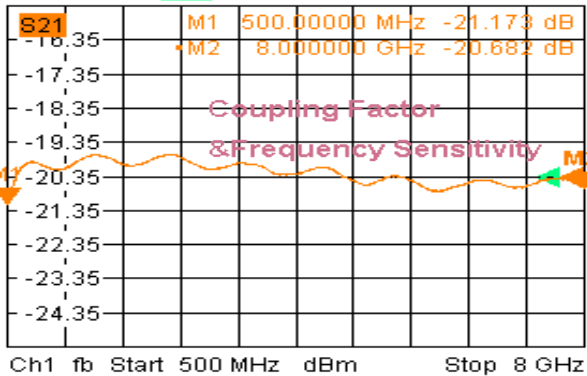
Trc1 Mem5[Trc1] S11 SWR 100 mU/ Ref1 U Cal Invis



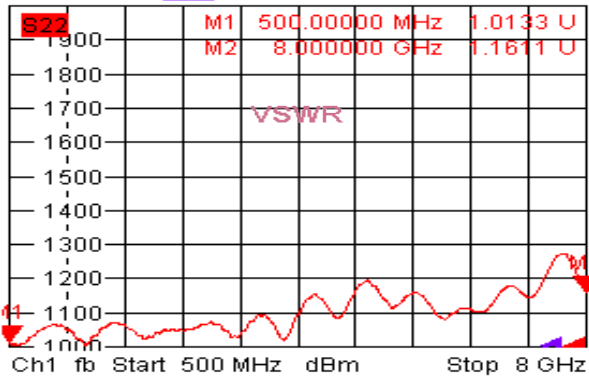
Trc2 Mem6[Trc2] S21 dB Mag 5 dB / Ref-38 dB In



Trc3 Mem7[Trc3] S21 dB Mag 1 dB / Ref-20.35 dB



Trc4 Mem8[Trc4] S22 SWR 100 mU/ Ref1 U Cal Invis

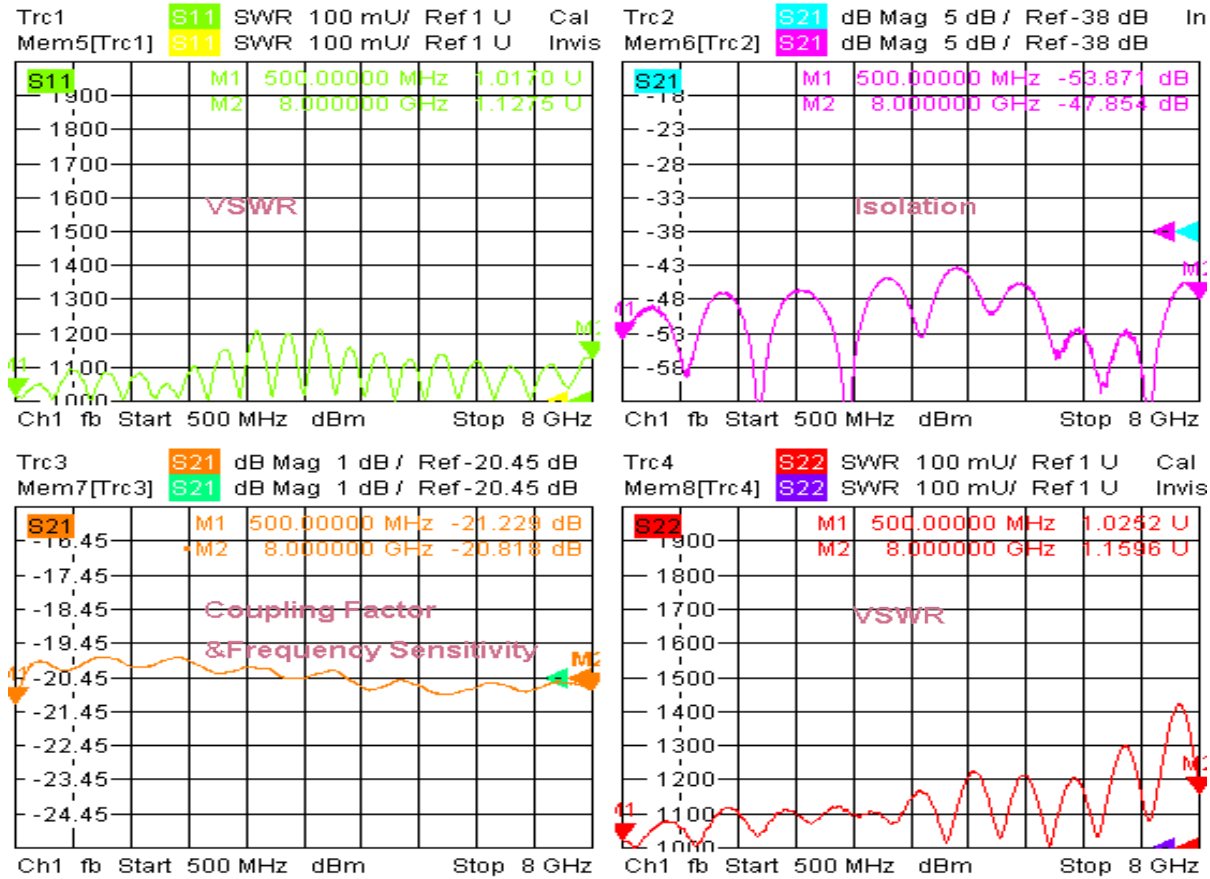


12/23/2020, 10:44 AM



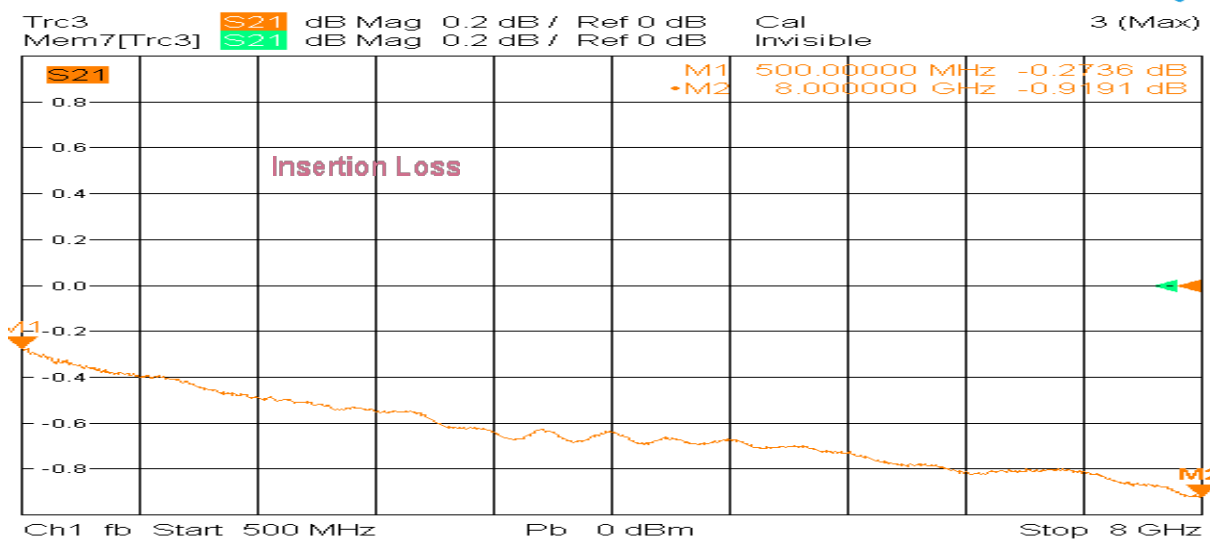
Typical Performance

2. Coupling Factor & Sensitivity, Isolation, VSWR



12/23/2020, 10:43 AM

3. Insertion Loss



12/23/2020, 10:42 AM

