

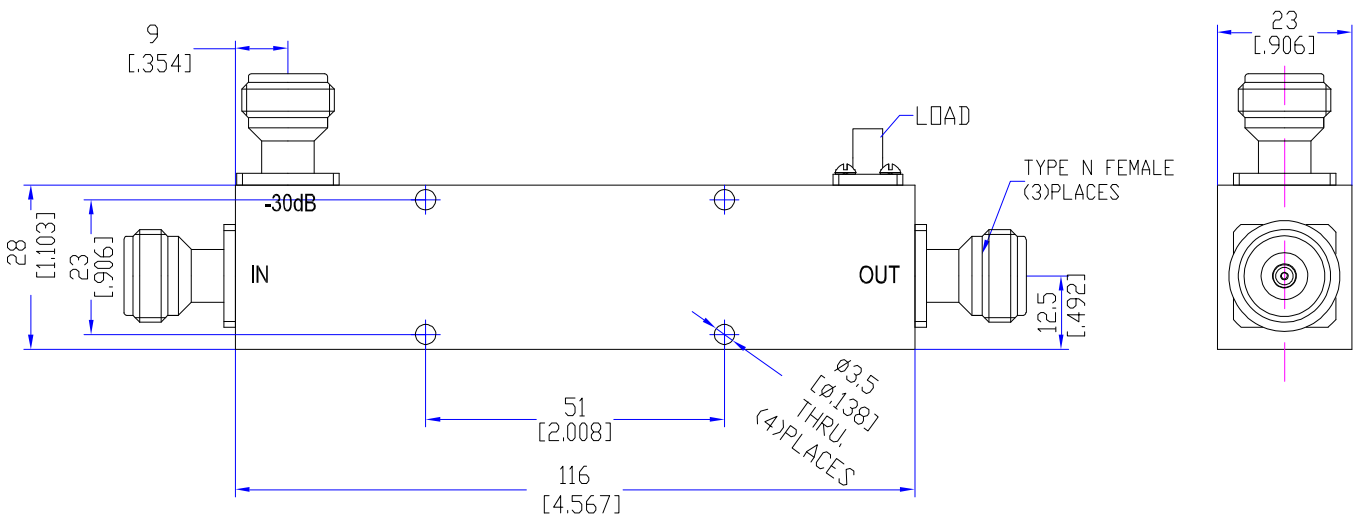
Model TDC0530N30H

Features

Low VSWR
High Directivity
Broadband & Miniature Size

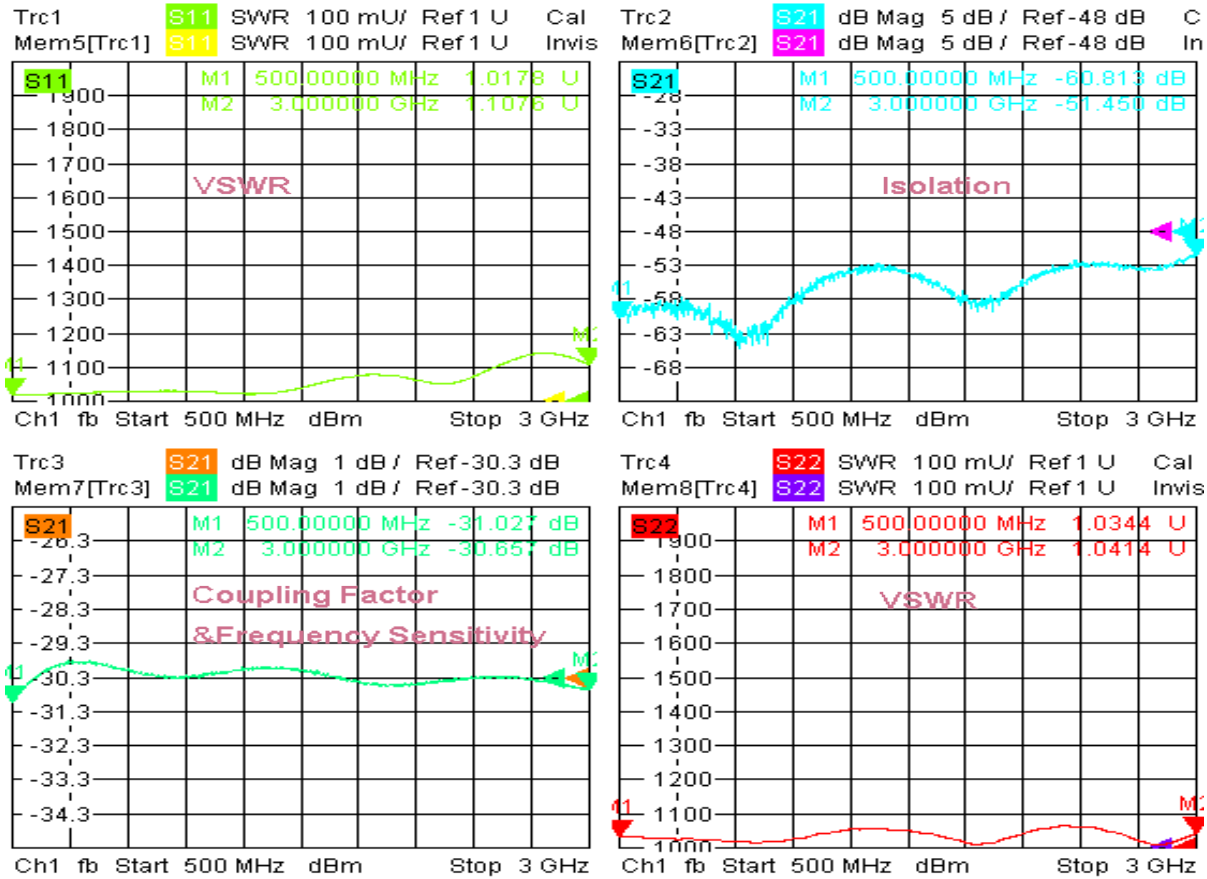
Technical Data Sheet			
Frequency Range	0.5~3.0GHz	Finish	Natural oxygen
Insertion Loss	≤0.4dB (Excl. Coupling Loss 0.01dB)	Connector Body	Brass, Tri-Alloy Plate
Coupling Factor	≤30±1dB	Housing	Aluminum, 6061 T6 Clear Chem Conversion Film
Coupling Sensitivity	≤±1dB	Connector Pin	Beryllium Copper, Gold Plate
Directivity	≥18dB	Solder	Lead Free, RoHS Compliant
VSWR	Primary ≤1.30:1 Secondary ≤1.30:1	Operating Temperature	-20~+65°C
¹ Power Handling	Incident ≤100Watt; Reflected ≤100Watt	Operating Humidity	Up to 95%, Non- Condensing
Impedance	50Ω	Weight	260g
Port Connectors	N-Female		

¹Power Handling guaranteed when load's VSWR within 1.50:1.



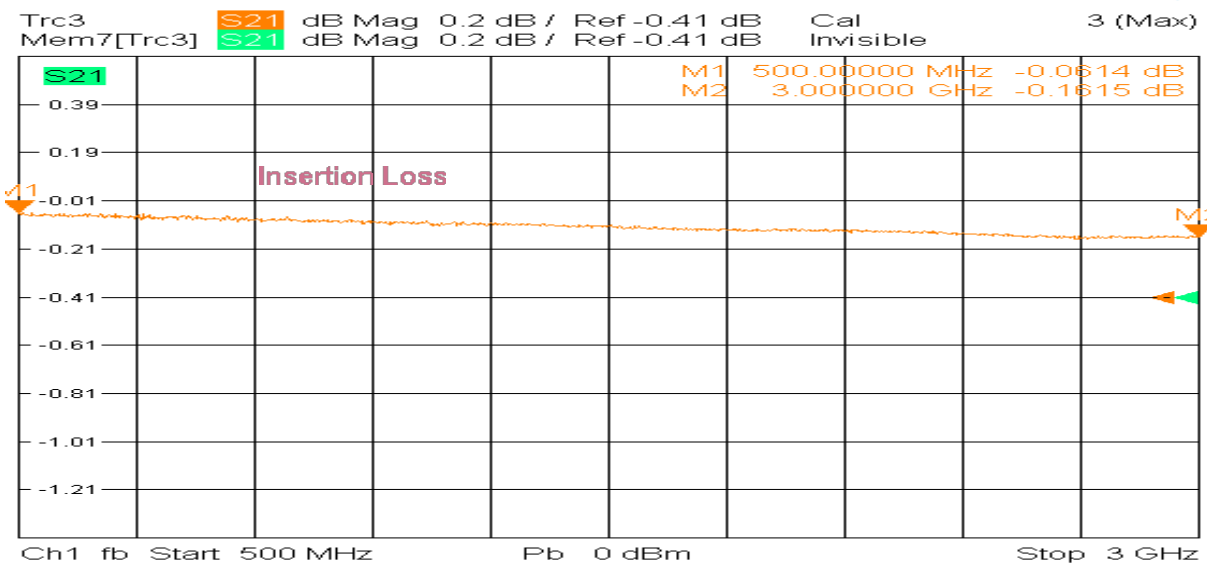
Typical Performance

1. Coupling Factor & Sensitivity, Isolation, VSWR



5/21/2021, 4:03 PM

2. Insertion Loss



5/21/2021, 4:01 PM

