

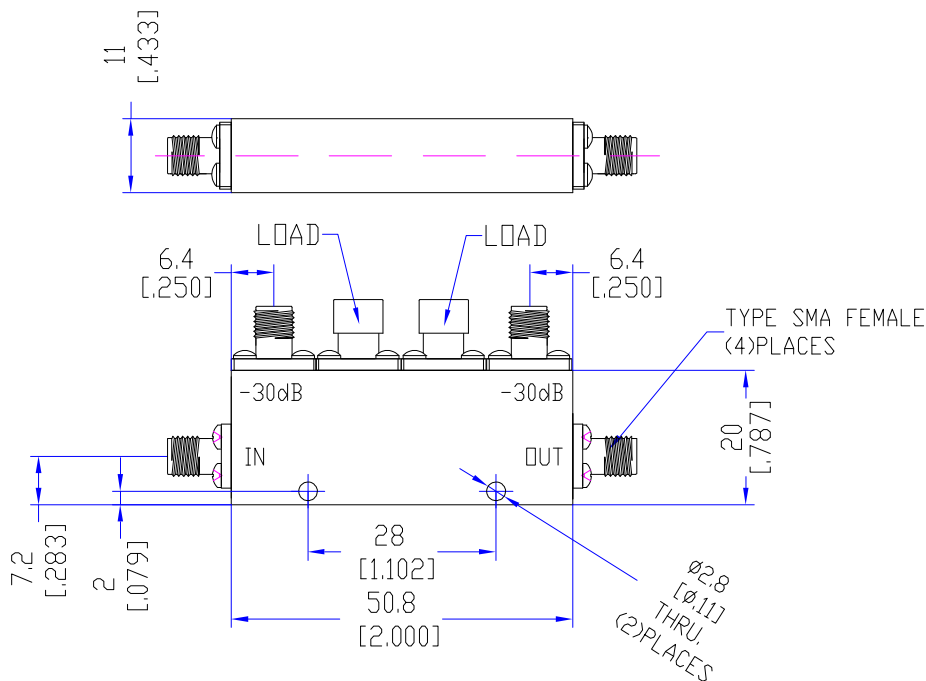
Model TDC60180A30DA

Features

Low VSWR
High Directivity
Broadband & Miniature Size

Technical Data Sheet			
Frequency Range	6~18GHz	Finish	Painted Blue_ RAL #5007
Insertion Loss	≤0.9dB (Excl. Coupling Loss 0.01dB)	Connector Body	Passivated Stainless Steel
Coupling Factor	≤30±1dB	Housing	Aluminum, 6061 T6 Clear Chem Conversion Film
Coupling Sensitivity	≤±1dB	Connector Pin	Beryllium Copper, Gold Plate
Directivity	≥15dB	Solder	Lead Free, RoHS Compliant
VSWR	Primary ≤1.50:1 Secondary ≤1.50:1	Operating Temperature	-55~+85°C
¹ Power Handling	Incident ≤50Watt; Reflected ≤50Watt	Operating Humidity	Up to 95%, Non- Condensing
Impedance	50Ω	Weight	60g
Port Connectors	SMA-Female		

¹Power Handling guaranteed when load's VSWR within 1.50:1.

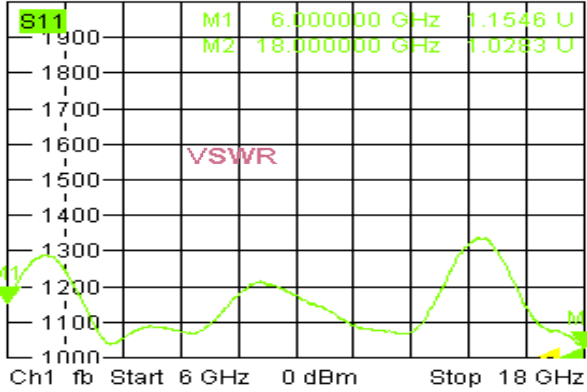


Typical Performance

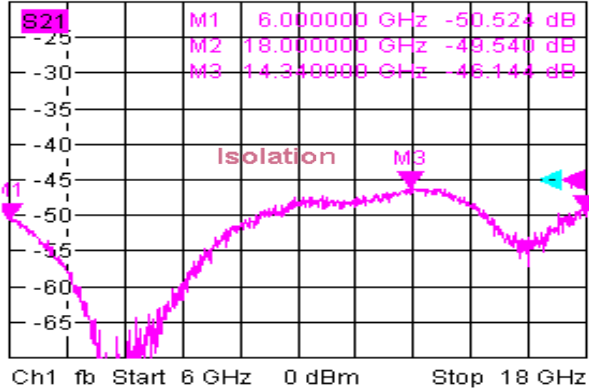
1. Coupling Factor & Sensitivity, Isolation, VSWR



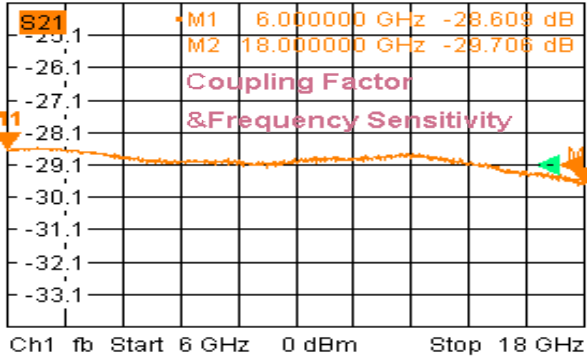
Trc1 Mem5[Trc1] **S11** SWR 100 mU/ Ref1 U Cal Invis



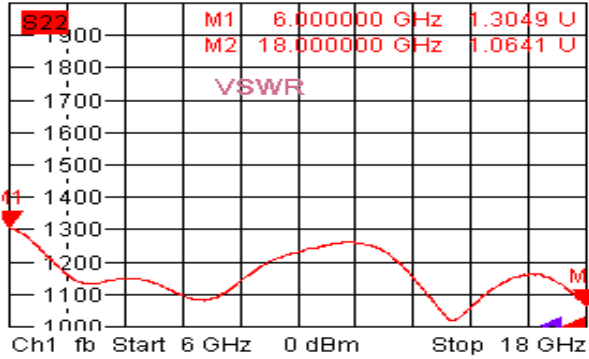
Trc2 Mem6[Trc2] **S21** dB Mag 5 dB / Ref-45 dB In



Trc3 Mem7[Trc3] **S21** dB Mag 1 dB / Ref-29.1 dB



Trc4 Mem8[Trc4] **S22** SWR 100 mU/ Ref1 U Cal Invis



5/13/2021, 9:57 AM

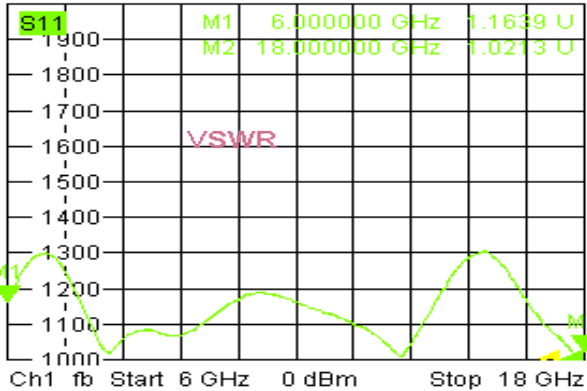


Typical Performance

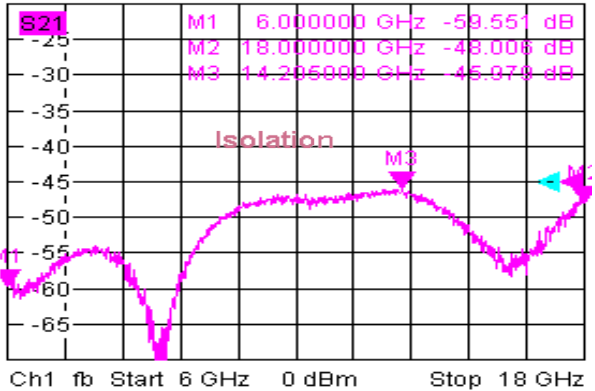
2. Coupling Factor & Sensitivity, Isolation, VSWR



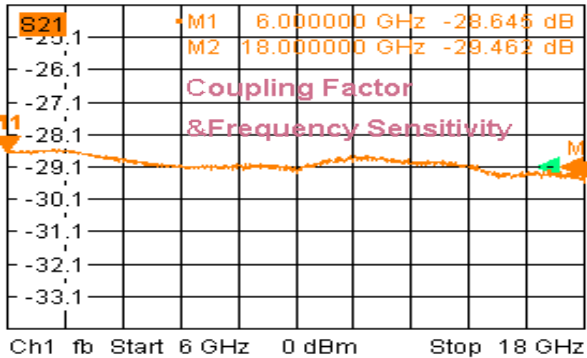
Trc1 Mem5[Trc1] S11 SWR 100 mU/ Ref1 U Cal Invis



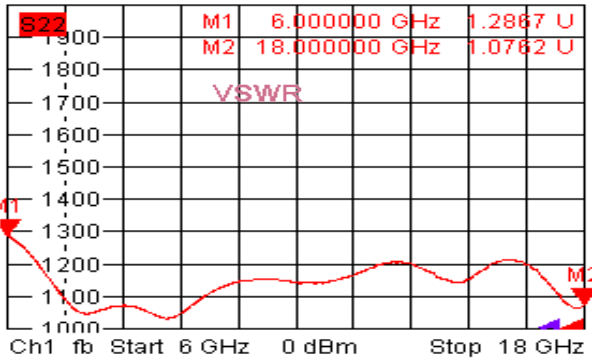
Trc2 Mem6[Trc2] S21 dB Mag 5 dB / Ref-45 dB In



Trc3 Mem7[Trc3] S21 dB Mag 1 dB / Ref-29.1 dB



Trc4 Mem8[Trc4] S22 SWR 100 mU/ Ref1 U Cal Invis

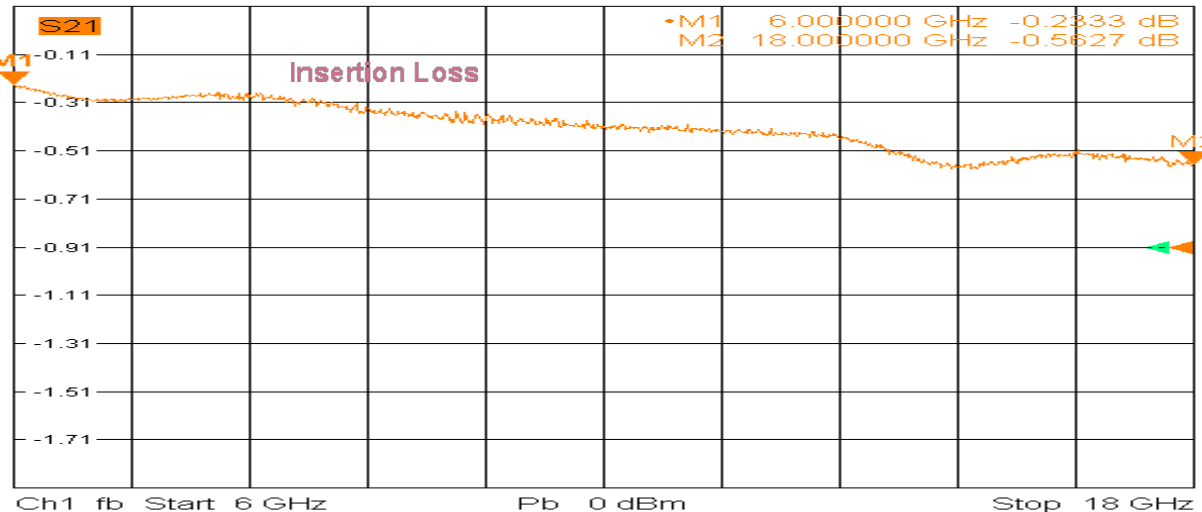


5/13/2021, 9:59 AM

3. Insertion Loss



Trc3 Mem7[Trc3] S21 dB Mag 0.2 dB / Ref-0.91 dB Cal Invisible 3 (Max)



5/13/2021, 10:01 AM

