

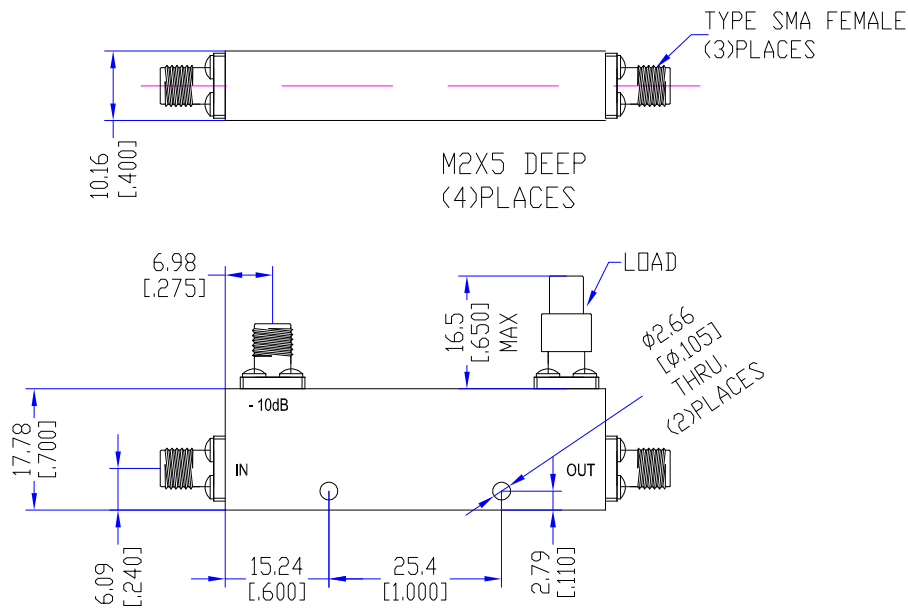
Model TDC1040A10A

Features

Low VSWR
High Directivity
Broadband & Miniature Size

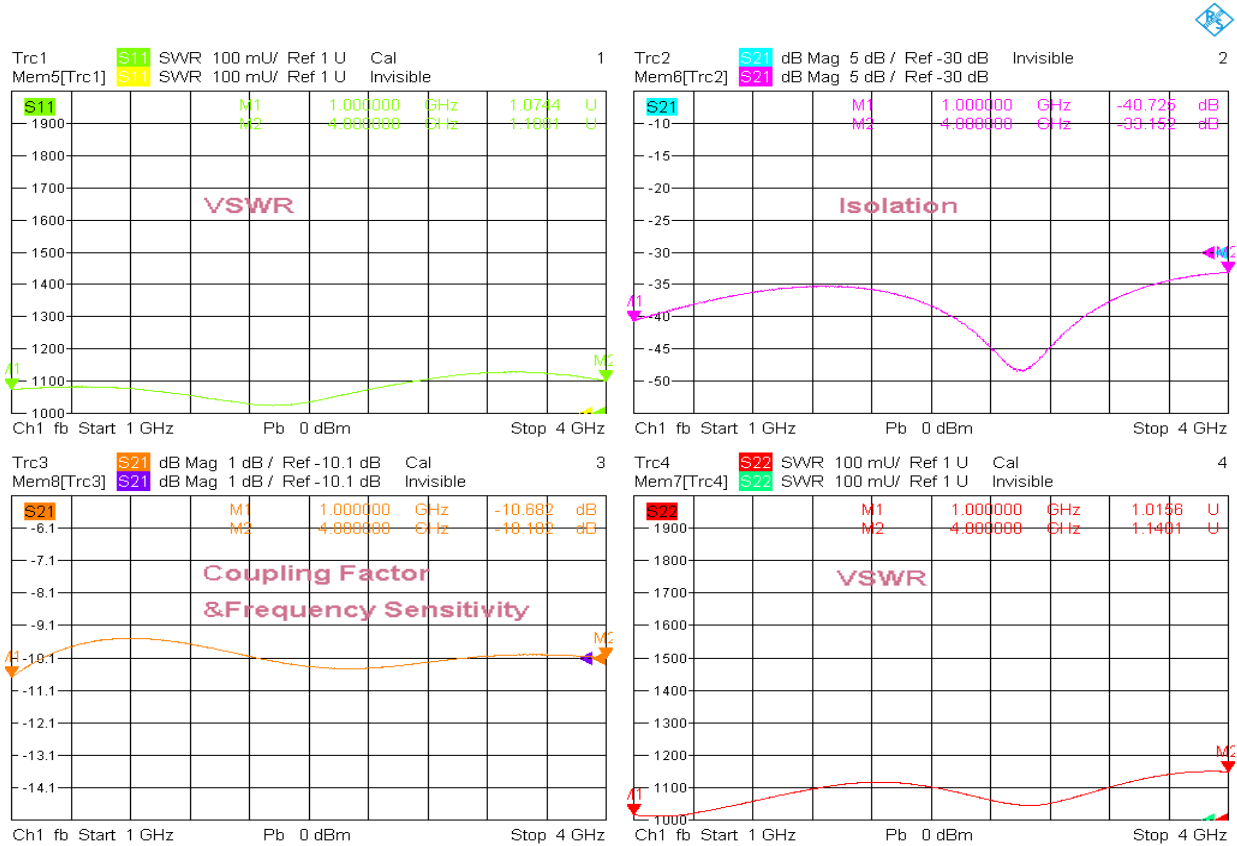
Technical Data Sheet			
Frequency Range	1~4GHz	Finish	Painted Blue_ RAL #5007
Insertion Loss	≤0.35dB (Excl. Coupling Loss 0.46dB)	Connector Body	Passivated Stainless Steel
Coupling Factor	≤10±1dB	Housing	Aluminum, 6061 T6 Clear Chem Conversion Film
Coupling Sensitivity	≤±1.0dB	Connector Pin	Beryllium Copper, Gold Plate
Directivity	≥20dB	Solder	Lead Free, RoHS Compliant
VSWR	Primary ≤1.20:1 Secondary ≤1.20:1	Operating Temperature	-55~+85°C
¹ Power Handling	Incident ≤50Watt; Reflected ≤5Watt	Operating Humidity	Up to 95%, Non- Condensing
Impedance	50Ω	Weight	40g
Port Connectors	SMA-Female		

¹Power Handling guaranteed when load's VSWR within 1.50:1.



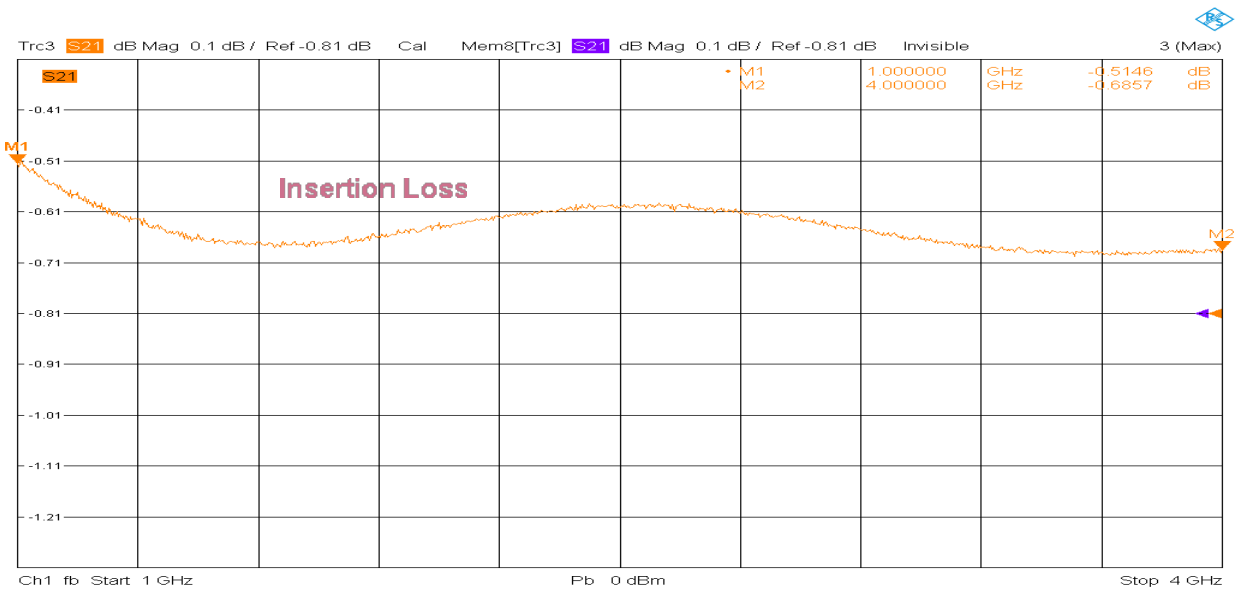
Typical Performance

1. Coupling Factor & Sensitivity, Isolation, VSWR



6/15/2021, 2:06 PM

2. Insertion Loss



6/15/2021, 2:16 PM

