

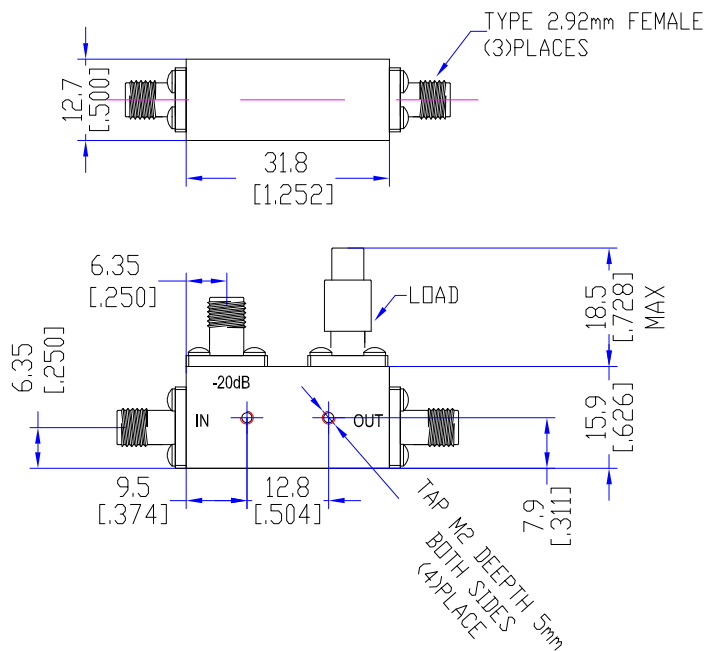
Model TDC170210A20B

Features

Low VSWR
High Directivity
Broadband & Miniature Size

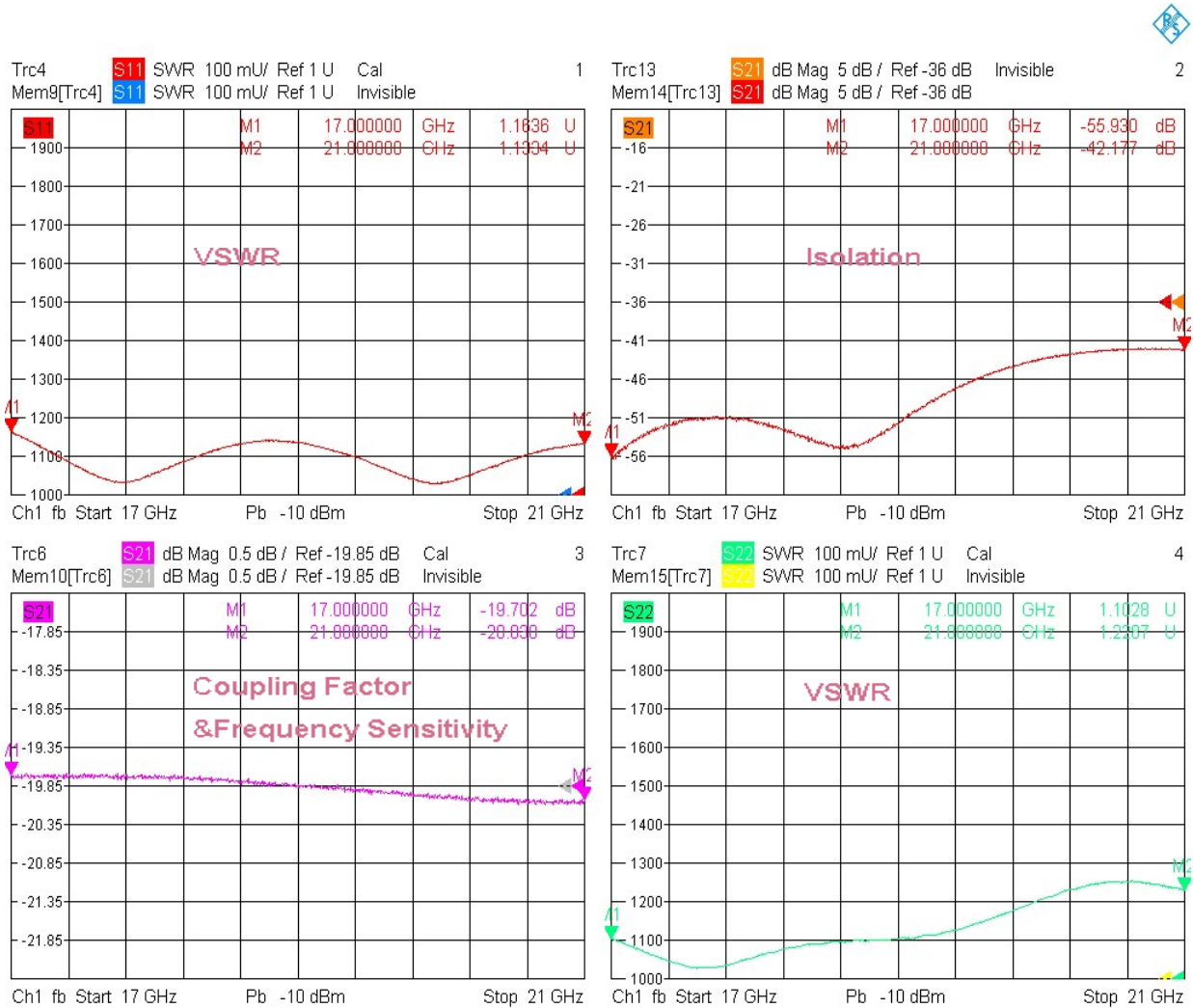
Technical Data Sheet			
Frequency Range	17~21GHz	Finish	Painted Blue_ RAL #5007
Insertion Loss	≤0.7dB (True)	Connector Body	Passivated Stainless Steel
Coupling Factor	≤20±0.5dB	Housing	Aluminum, 6061 T6 Clear Chem Conversion Film
Coupling Sensitivity	≤±0.5dB	Connector Pin	Beryllium Copper, Gold Plate
Directivity	≥16dB	Solder	Lead Free, RoHS Compliant
VSWR	Primary ≤1.40:1 Secondary ≤1.40:1	Operating Temperature	-55~+85°C
¹ Power Handling	Incident ≤25Watt; Reflected ≤25Watt	Operating Humidity	Up to 95%, Non- Condensing
Impedance	50Ω	Weight	30g
Port Connectors	2.92mm-Female		

¹Power Handling guaranteed when load's VSWR within 1.50:1.



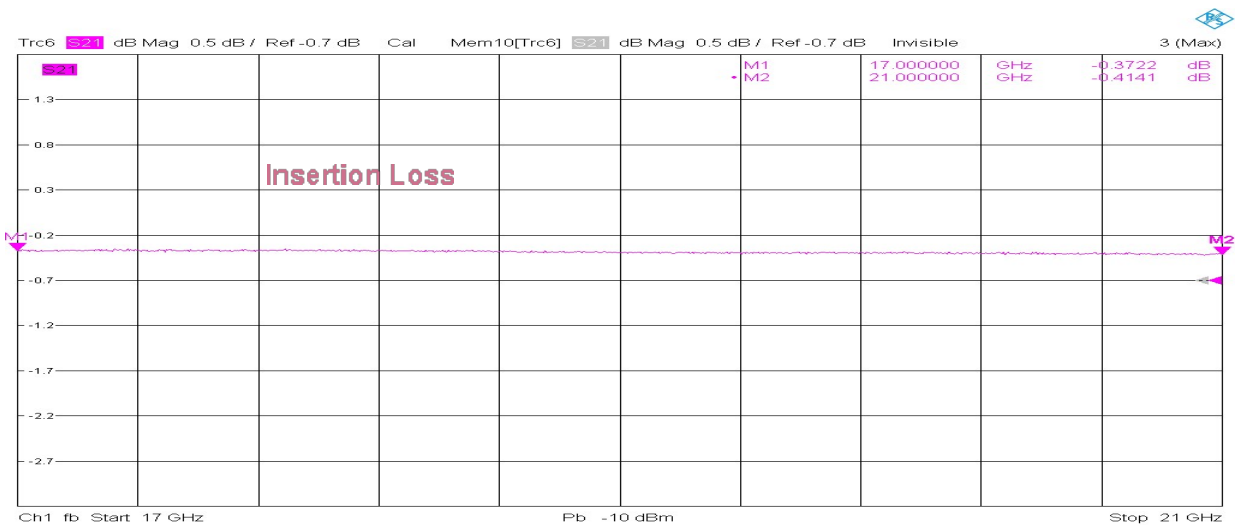
Typical Performance

1. Coupling Factor & Sensitivity, Isolation, VSWR



7/29/2021, 1:06 PM

2. Insertion Loss



7/29/2021, 1:07 PM

