Model TDC03200A10

Features

Low VSWR
High Directivity
Broadband &Miniature Size

Technical Data Sheet			
Frequency Range	0.3~20GHz	Finish	Painted Blue_ RAL #5007
Insertion Loss	≤1.6dB (Excl. Coupling Loss 0.46dB)	Connector Body	Passivated Stainless Steel
Coupling Factor	≤10±1.0dB	Housing	Aluminum, 6061 T6 Clear Chem Conversion Film
Coupling Sensitivity	≤±1.8dB	Connector Pin	Beryllium Copper, Gold Plate
Directivity	≥10dB	Solder	Lead Free, RoHS Compliant
VSWR	Primary ≤1.50:1 Secondary ≤1.50:1	Operating Temperature	-55～+85℃
[1]Power Handling	Incident ≤30Watt; Reflected ≤2Watt	Operating Humidity	Up to 95%,Non- Condensing
Impedance	50Ω	Weight	110g
Port Connectors	SMA-Female		

[1]Power Handling guaranteed when load's VSWR within 1.50:1.

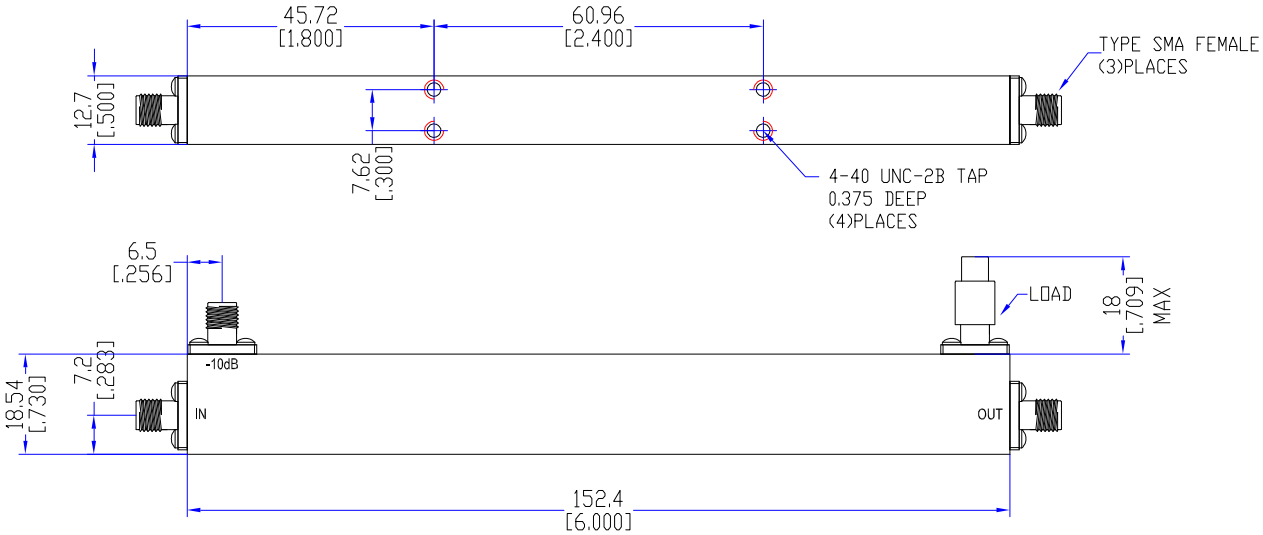

Typical Performance

1. Coupling Factor & Sensitivity, Isolation, VSWR

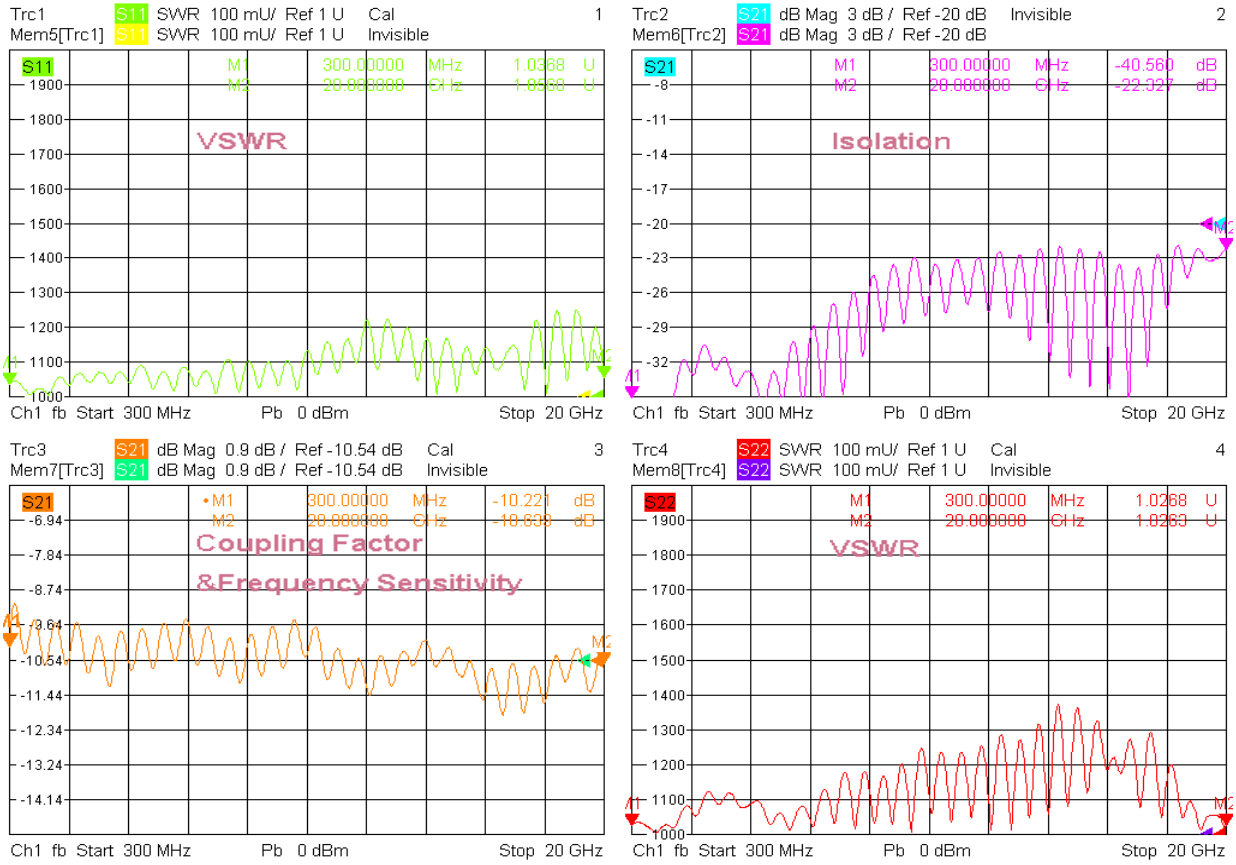

7/29/2021, 11:59 AM

2. Insertion Loss

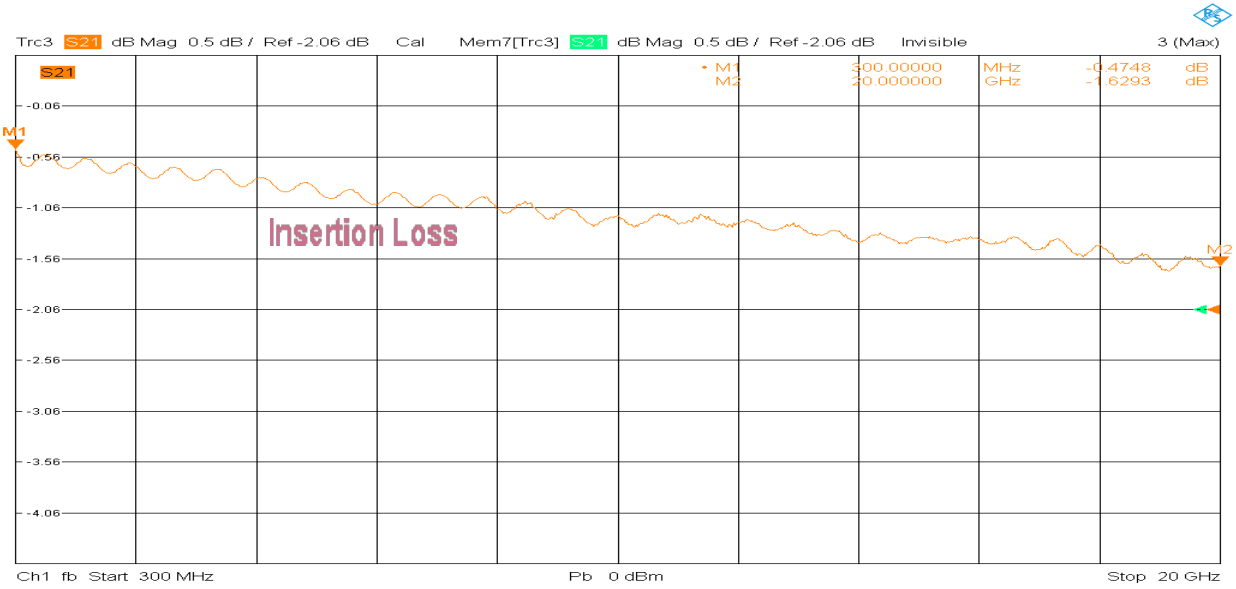

7/29/2021, 12:00 PM