

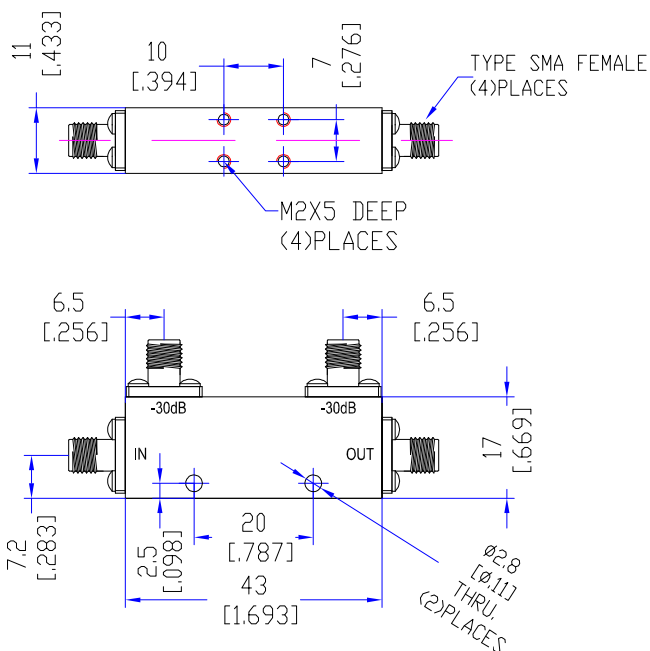
Model TDC20180A30B

Features

Low VSWR
High Directivity
Broadband & Miniature Size

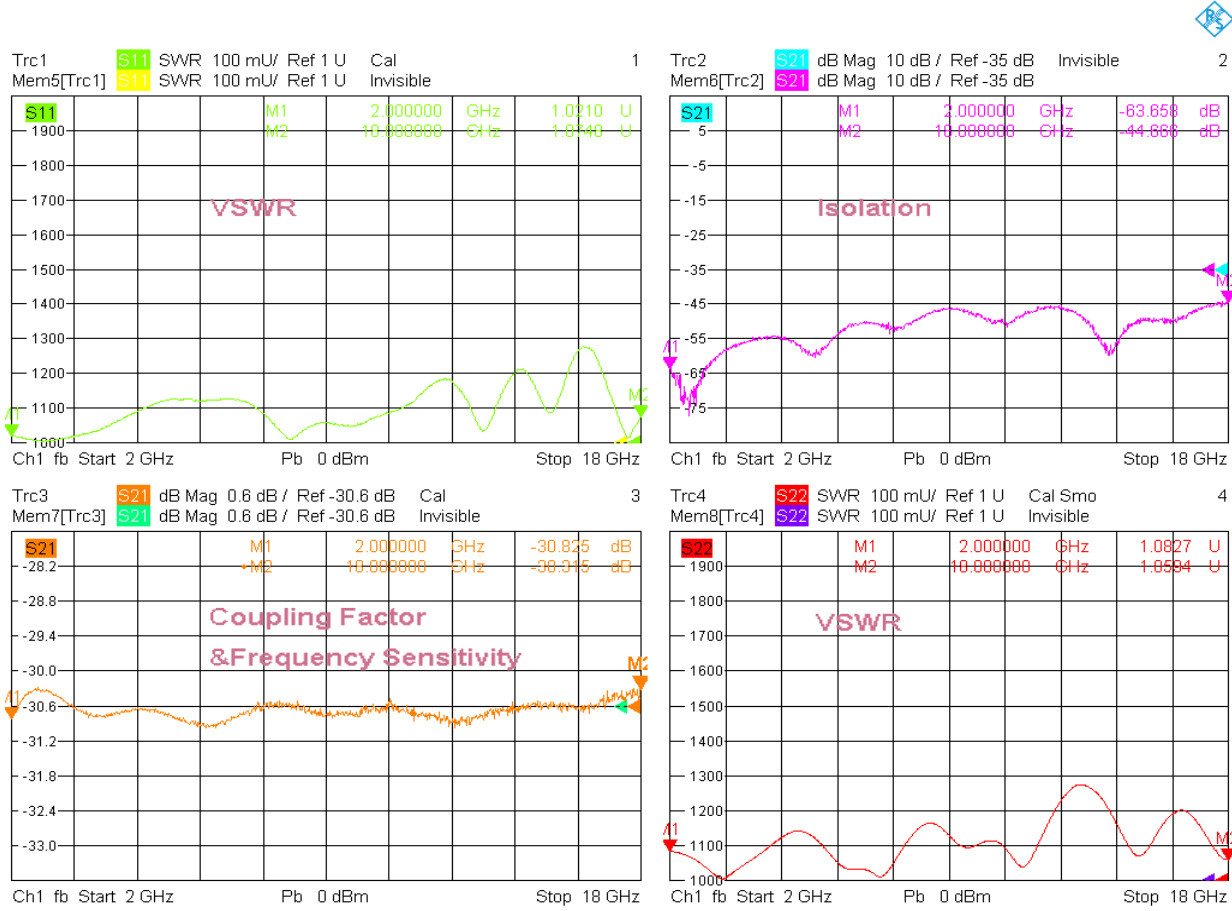
Technical Data Sheet			
Frequency Range	2~18GHz	Finish	Painted Blue_ RAL #5007
Insertion Loss	≤0.7dB (Excl. Coupling Loss 0.01dB)	Connector Body	Passivated Stainless Steel
Coupling Factor	≤30±1.2dB	Housing	Aluminum, 6061 T6 Clear Chem Conversion Film
Coupling Sensitivity	≤±1.2dB	Connector Pin	Beryllium Copper, Gold Plate
Directivity	≥10dB	Solder	Lead Free, RoHS Compliant
VSWR	Primary ≤1.50:1 Secondary ≤1.50:1	Operating Temperature	-55~+85°C
¹ Power Handling	Incident ≤50Watt; Reflected ≤2Watt	Operating Humidity	Up to 95%, Non- Condensing
Impedance	50Ω	Weight	30g
Port Connectors	SMA-Female		

¹Power Handling guaranteed when load's VSWR within 1.50:1.



Typical Performance

1. Coupling Factor & Sensitivity, Isolation, VSWR

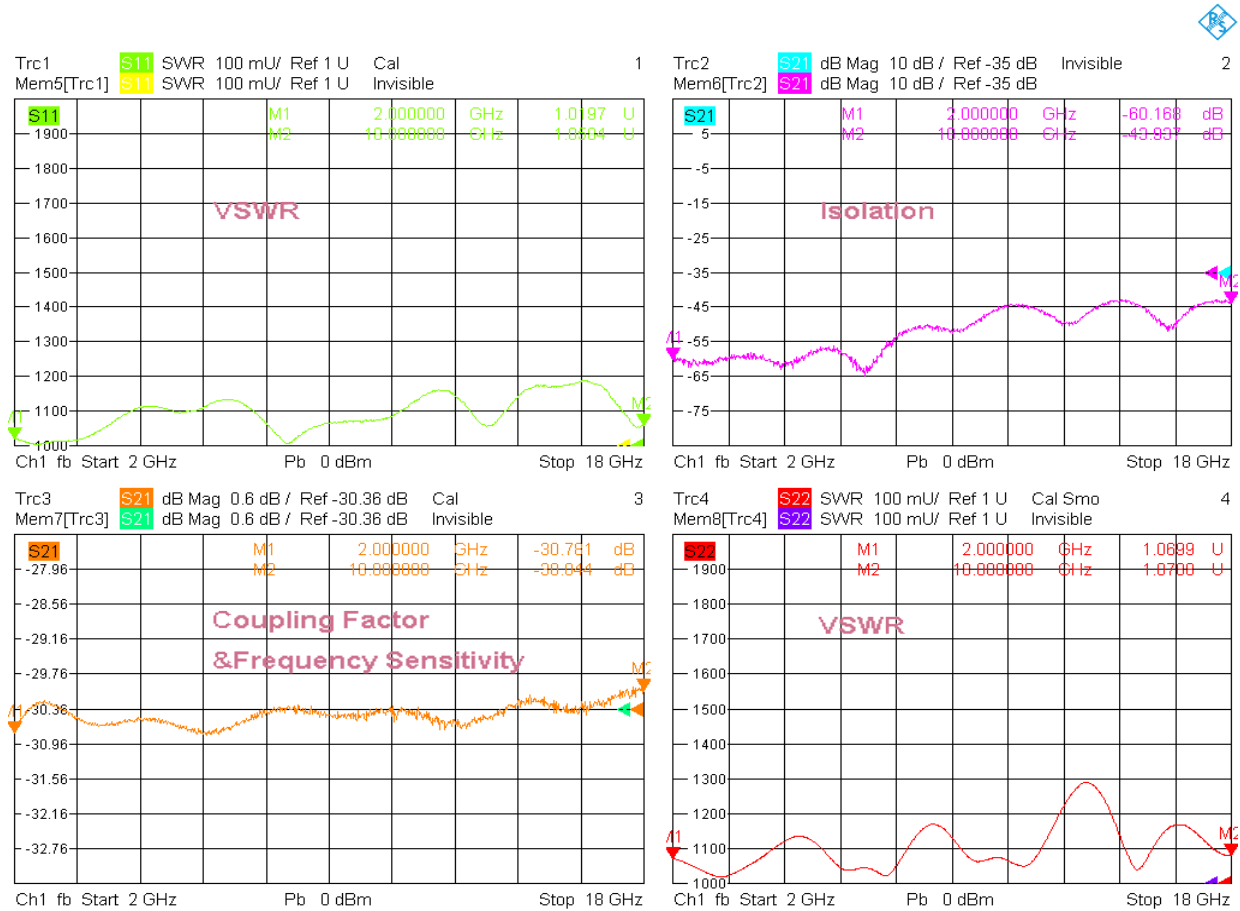


8/10/2021, 9:51 AM



Typical Performance

2. Coupling Factor & Sensitivity, Isolation, VSWR



3. Insertion Loss

