

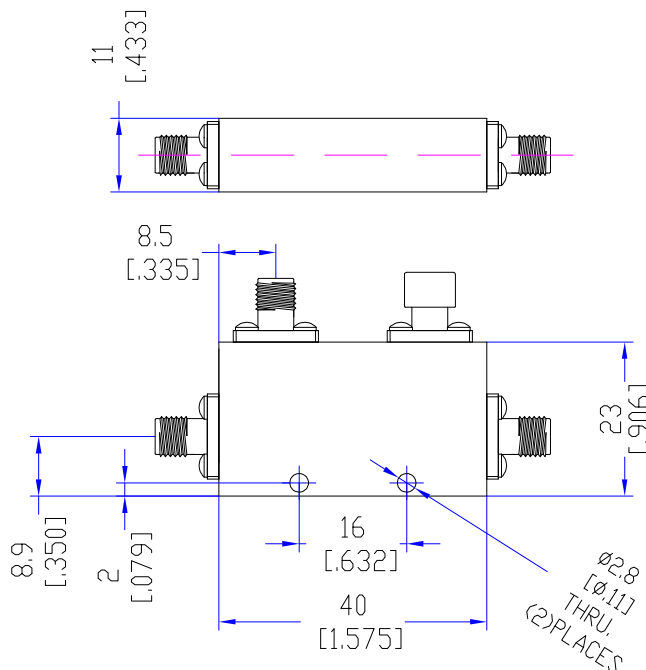
## Model TDC2425A30H

### Features

Low VSWR  
High Directivity  
Broadband & Miniature Size

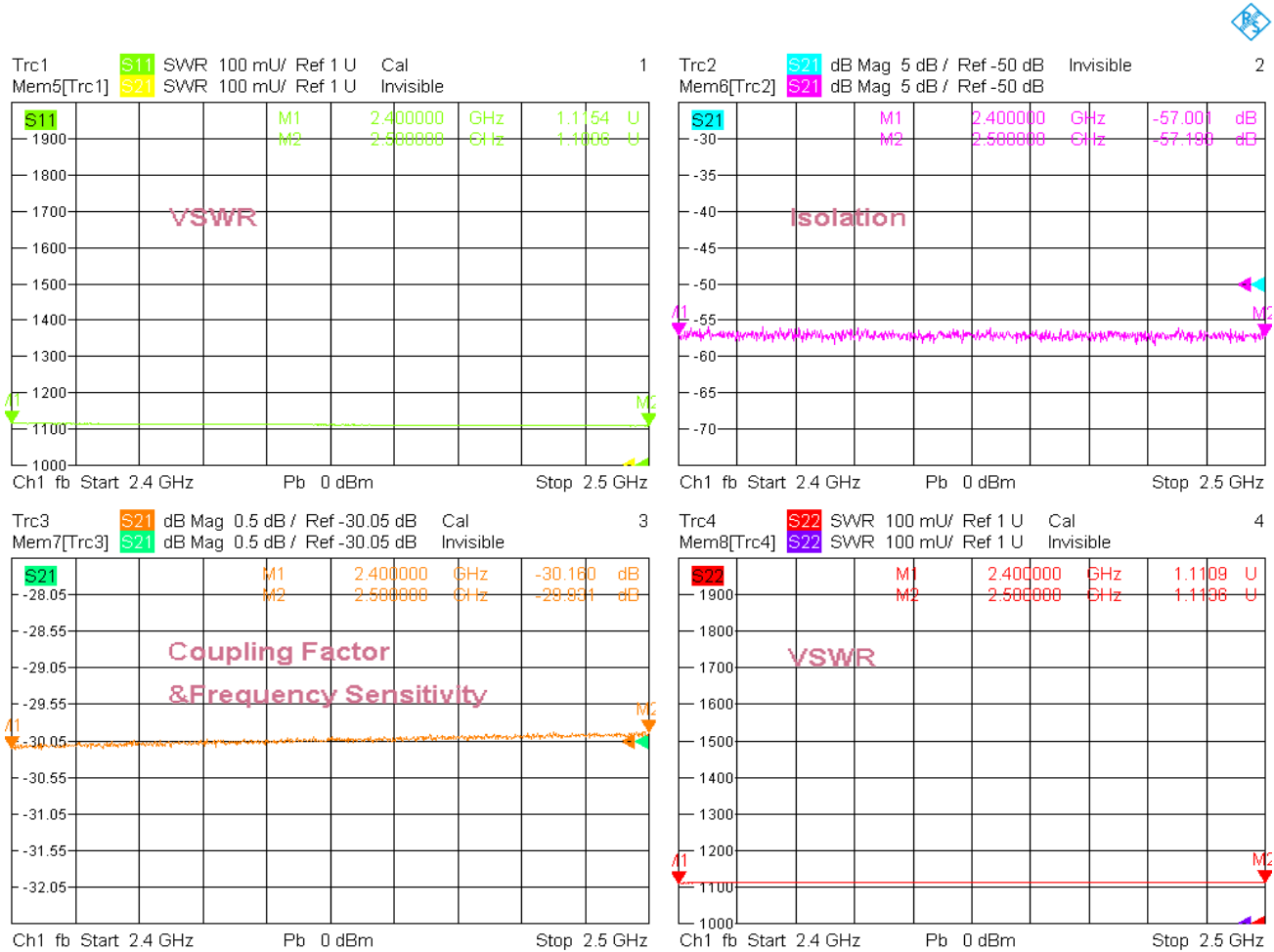
Technical Data Sheet			
Frequency Range	2.4~2.5GHz	Finish	Painted Blue_ RAL #5007
Insertion Loss	≤0.3dB (Excl. Coupling Loss 0.01dB)	Connector Body	Passivated Stainless Steel
Coupling Factor	≤30±1.0dB	Housing	Aluminum, 6061 T6 Clear Chem Conversion Film
Coupling Sensitivity	≤±0.5dB	Connector Pin	Beryllium Copper, Gold Plate
Directivity	≥20dB	Solder	Lead Free, RoHS Compliant
VSWR	Primary ≤1.25:1 Secondary ≤1.25:1	Operating Temperature	-55~+85°C
<sup>1</sup> Power Handling	Incident ≤80Watt; Reflected ≤30Watt	Operating Humidity	Up to 95%, Non- Condensing
Impedance	50Ω	Weight	50g
Port Connectors	SMA-Female		

<sup>1</sup>Power Handling guaranteed when load's VSWR within 1.50:1.



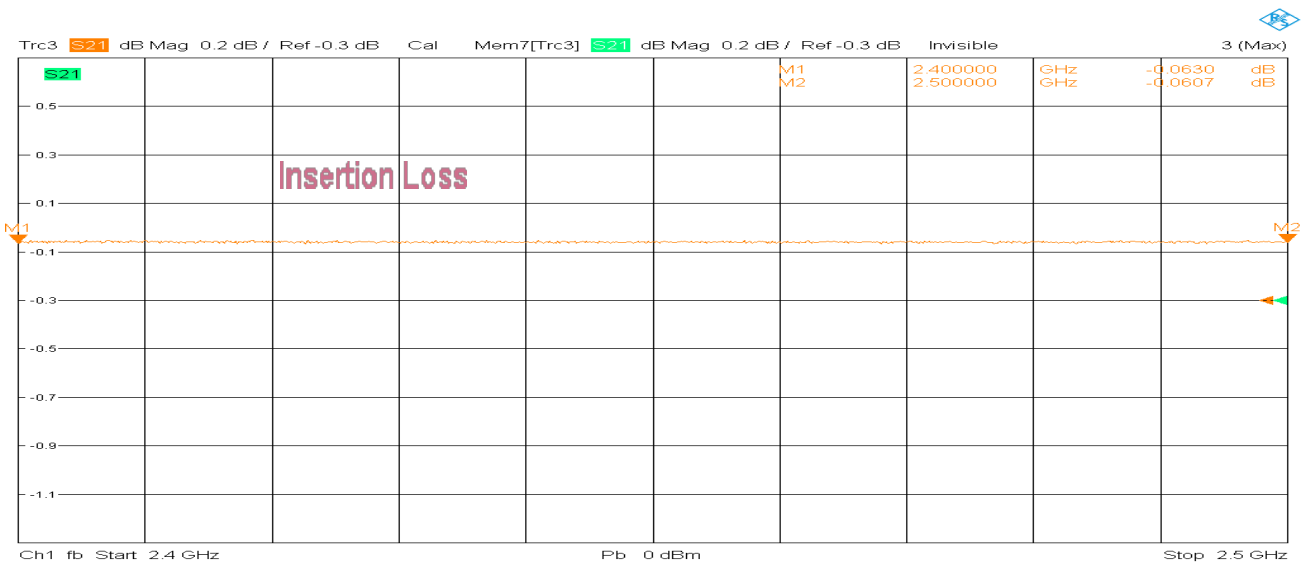
# Typical Performance

## 1. Coupling Factor & Sensitivity, Isolation, VSWR



10/12/2021, 2:14 PM

## 2. Insertion Loss



10/12/2021, 2:15 PM

