

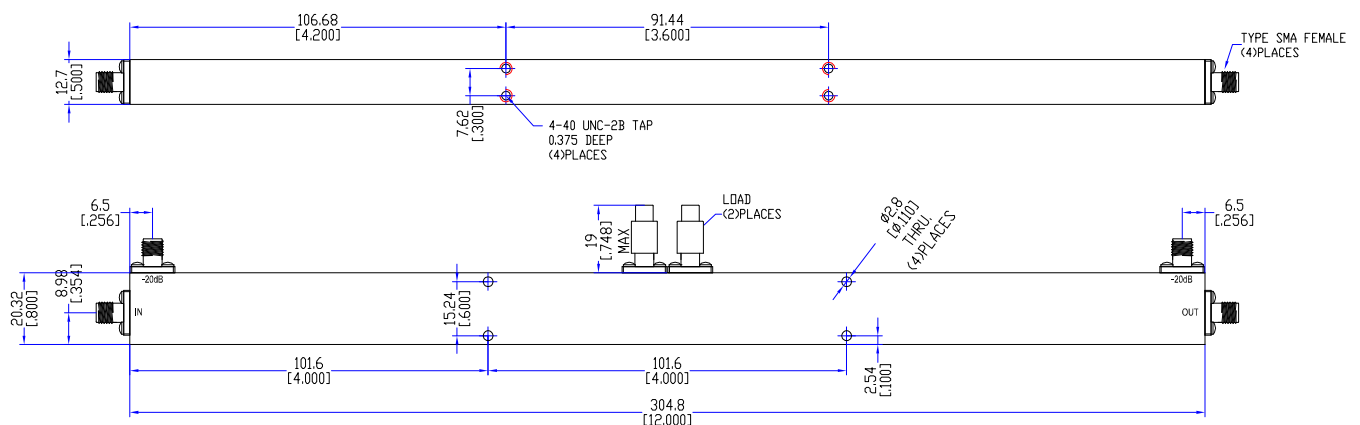
## Model TDC0460A20D

### Features

Low VSWR  
High Directivity  
Broadband & Miniature Size

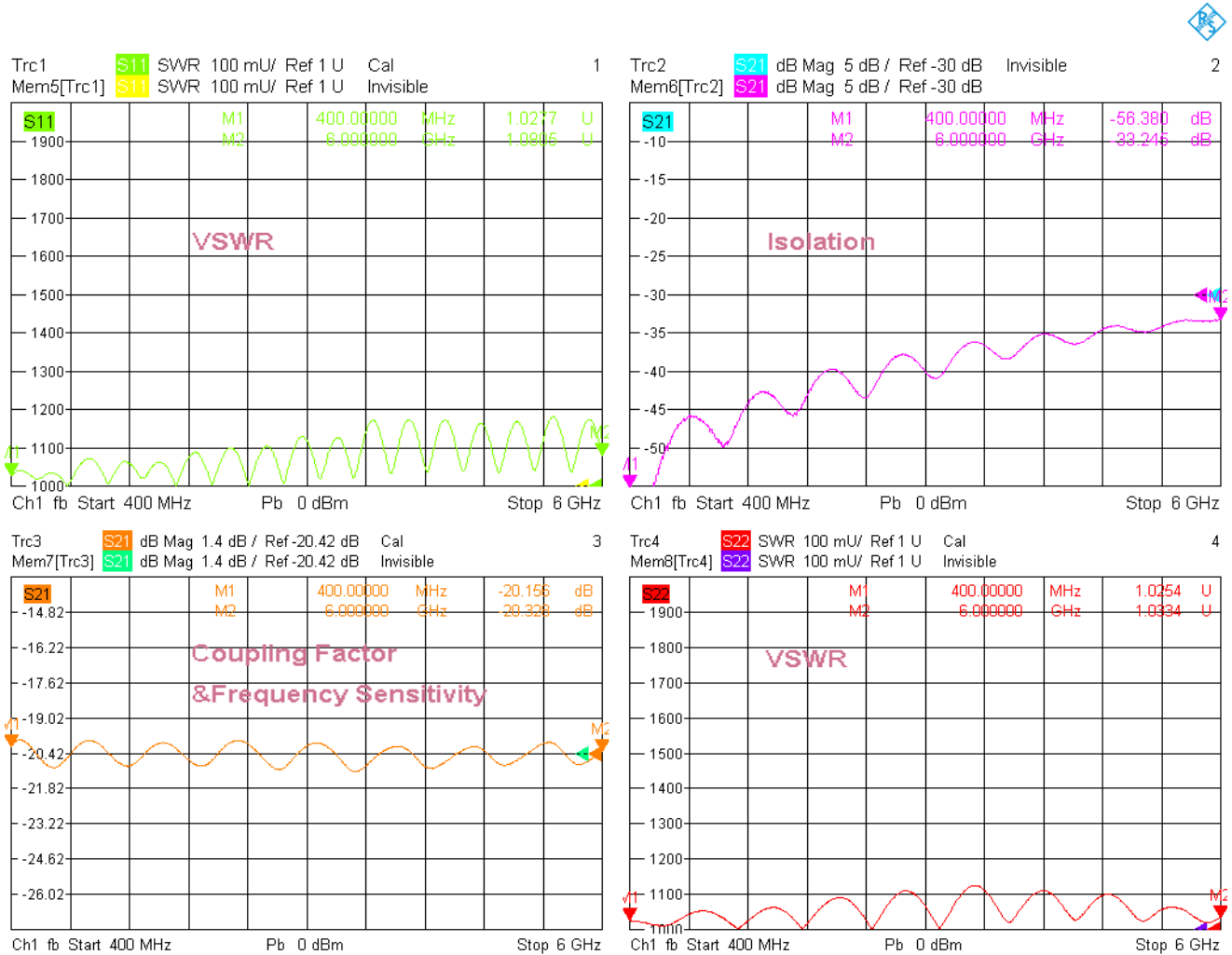
Technical Data Sheet			
Frequency Range	0.4~6.0GHz	Finish	Painted Blue_ RAL #5007
Insertion Loss	≤1.4dB (Excl. Coupling Loss 0.08dB)	Connector Body	Passivated Stainless Steel
Coupling Factor	≤20±1.2dB	Housing	Aluminum, 6061 T6 Clear Chem Conversion Film
Coupling Sensitivity	≤±1.4dB	Connector Pin	Beryllium Copper, Gold Plate
Directivity	≥10dB	Solder	Lead Free, RoHS Compliant
VSWR	Primary ≤1.30:1 Secondary ≤1.30:1	Operating Temperature	-55~+85℃
<sup>1</sup> Power Handling	Incident ≤30Watt; Reflected ≤30Watt	Operating Humidity	Up to 95%, Non- Condensing
Impedance	50Ω	Weight	330g
Port Connectors	SMA-Female		

<sup>1</sup>Power Handling guaranteed when load's VSWR within 1.50:1.



## Typical Performance

### 1. Coupling Factor & Sensitivity, Isolation, VSWR

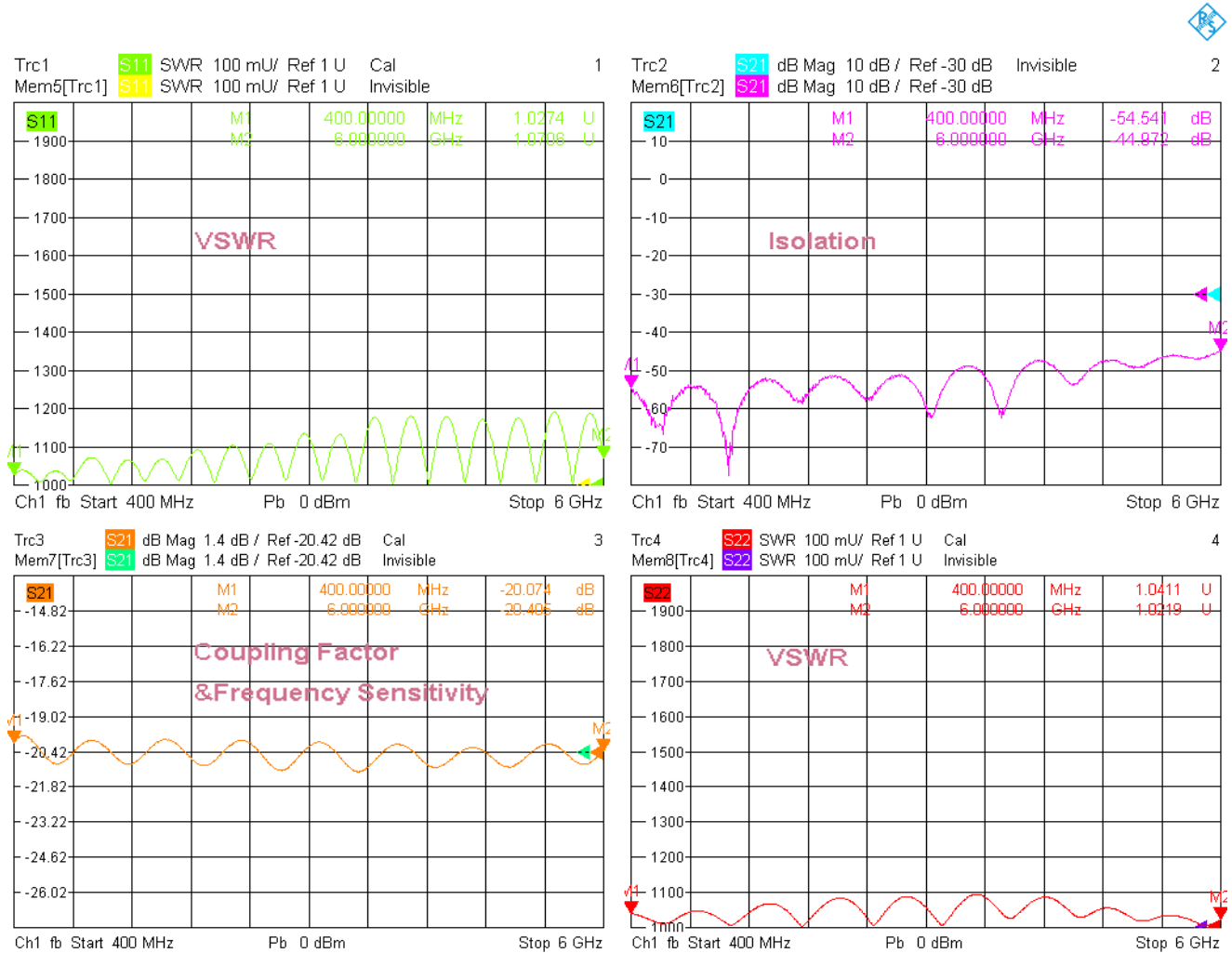


1/20/2022, 9:28 AM



## Typical Performance

### 2. Coupling Factor & Sensitivity, Isolation, VSWR



1/20/2022, 9:27 AM

### 3. Insertion Loss



1/20/2022, 9:29 AM

