

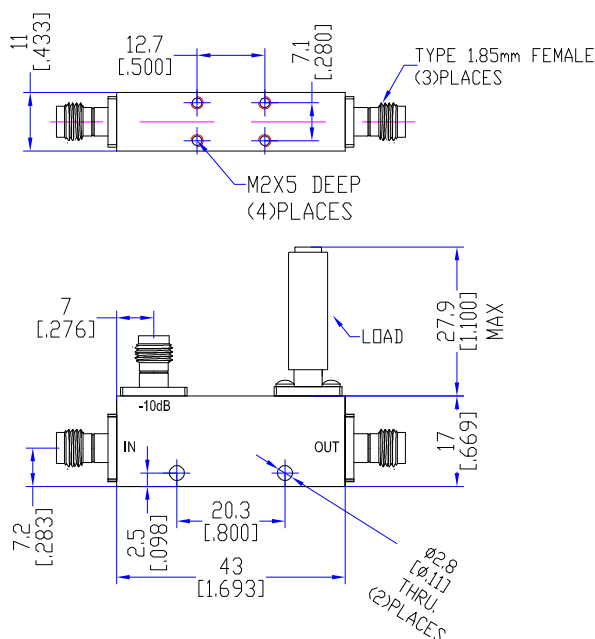
Model TDC20700A10

Features

Low VSWR
High Directivity
Broadband & Miniature Size

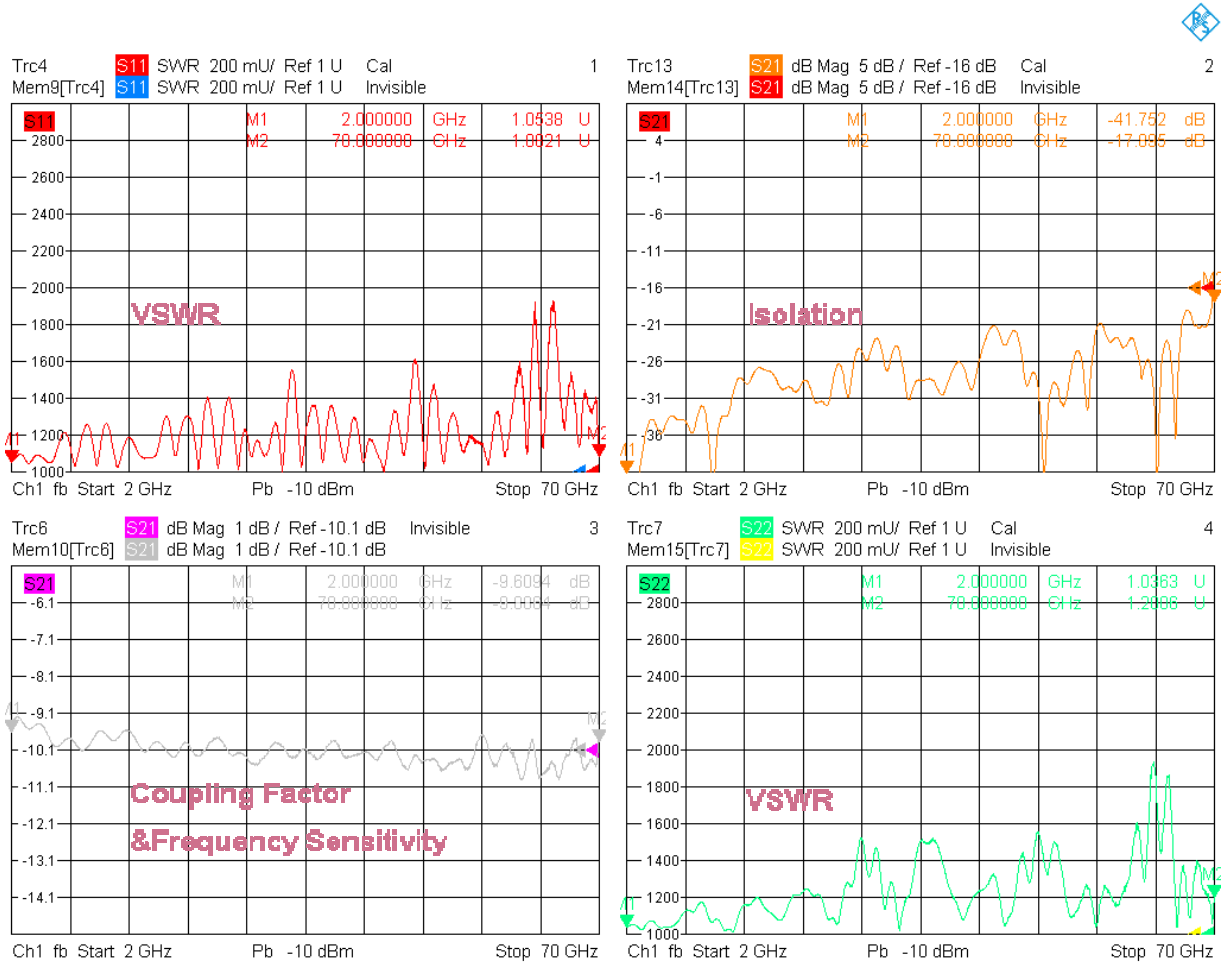
Technical Data Sheet			
Frequency Range	2~70GHz	Finish	Painted Blue_ RAL #5007
Insertion Loss	≤3.5dB (Excl. Coupling Loss 0.46dB)	Connector Body	Passivated Stainless Steel
Coupling Factor	≤10±1.0dB	Housing	Aluminum, 6061 T6 Clear Chem Conversion Film
Coupling Sensitivity	≤±1.5dB	Connector Pin	Beryllium Copper, Gold Plate
Directivity	≥6dB	Solder	Lead Free, RoHS Compliant
VSWR	Primary ≤2.00:1 Secondary ≤2.20:1	Operating Temperature	-10~+65°C
¹ Power Handling	Incident ≤5Watt; Reflected ≤0.5Watt	Operating Humidity	Up to 95%, Non- Condensing
Impedance	50Ω	Weight	30g
Port Connectors	1.85mm-Female		

¹Power Handling guaranteed when load's VSWR within 1.50:1.



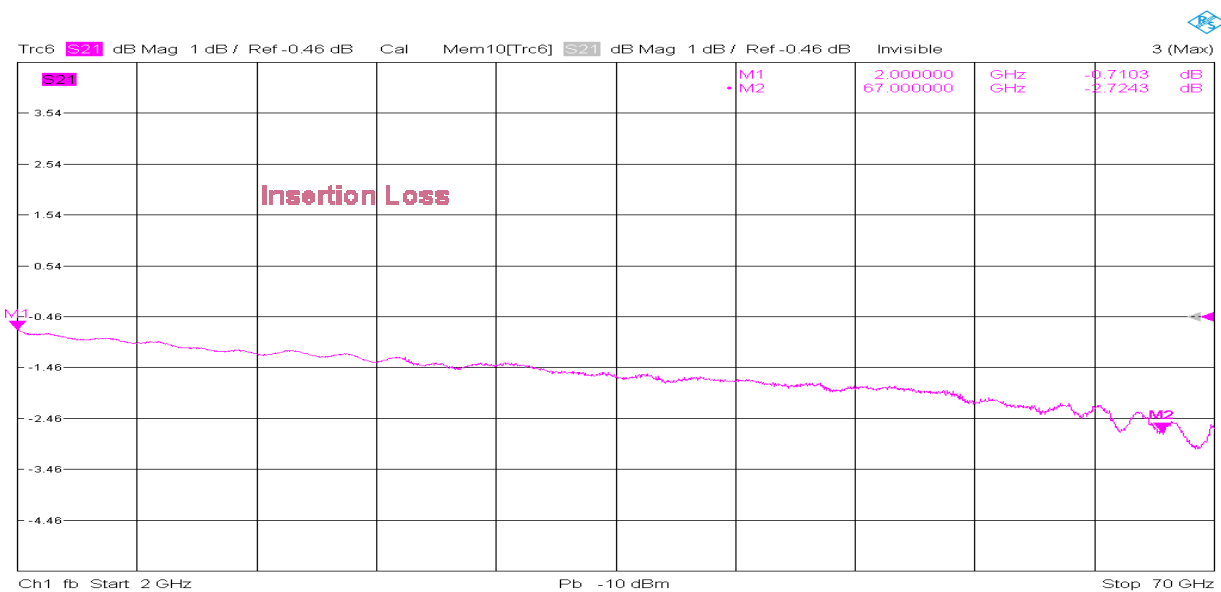
Typical Performance

1. Coupling Factor & Sensitivity, Isolation, VSWR



6/16/2022, 2:25 PM

2. Insertion Loss



6/16/2022, 2:24 PM

