

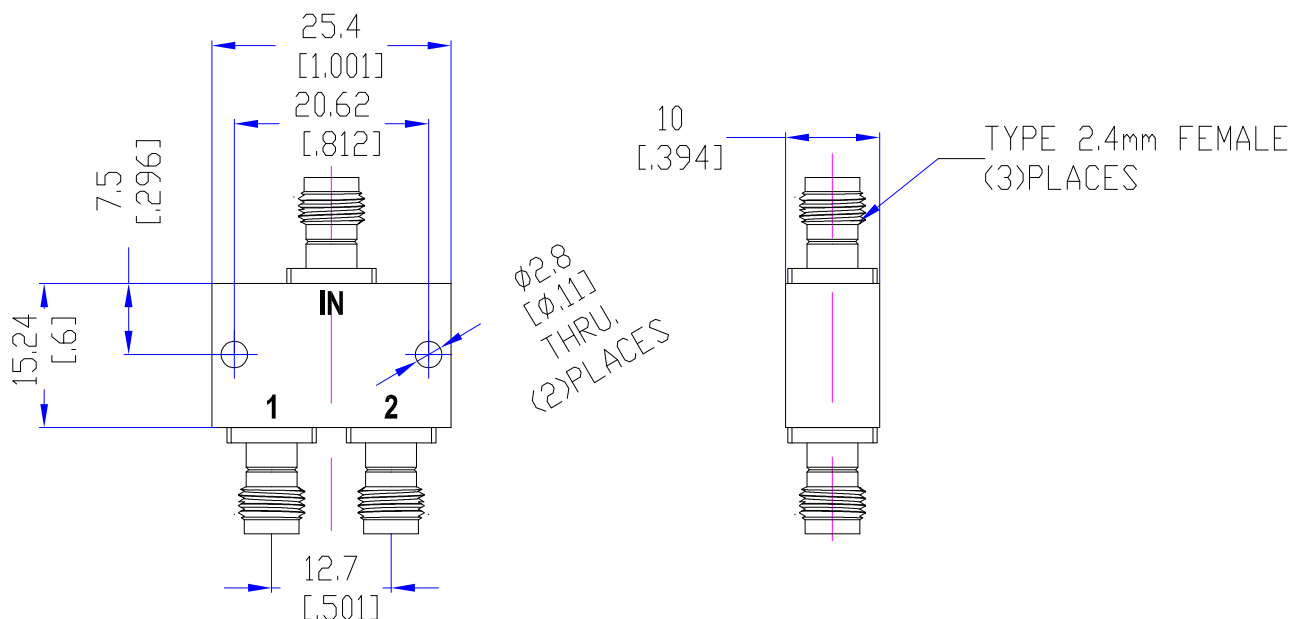
Model TPD400500A2

Features

Excellent phase& amplitude balance
Low Insertion Loss& VSWR
High Isolation

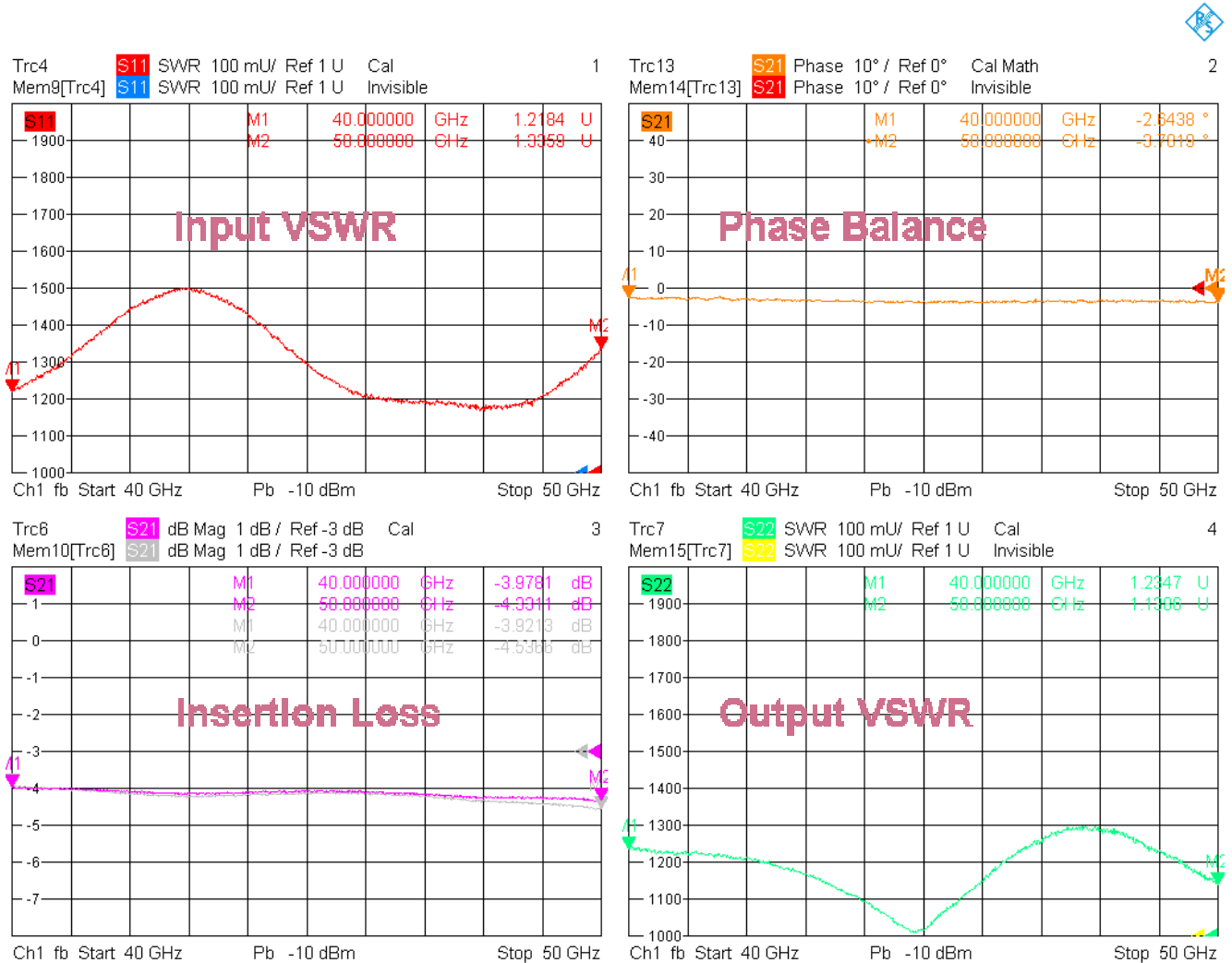
Technical Data Sheet			
Frequency Range	40~50GHz	Finish	Painted Blue_ RAL #5007
Insertion Loss	≤2.2dB (Above 3.01dB Split)	Connector Body	Passivated Stainless Steel
VSWR	Input ≤1.70:1 Output ≤1.70:1	Housing	Aluminum, 6061 T6 Clear Chem Conversion Film
Isolation	≥14dB	Connector Pin	Beryllium Copper, Gold Plate
Amplitude Balance	≤±1.0dB	Solder	Lead Free, RoHS Compliant
Phase Balance	≤±10°	Operating Temperature	-55~+85°C
¹ Power Handling	Forward ≤10Watt; Reversed ≤0.5Watt	Operating Humidity	Up to 95%,Non- Condensing
Impedance	50Ω	Weight	20g
Port Connectors	2.4mm-Female		

¹Power Handling guaranteed when load's VSWR within 1.50:1.



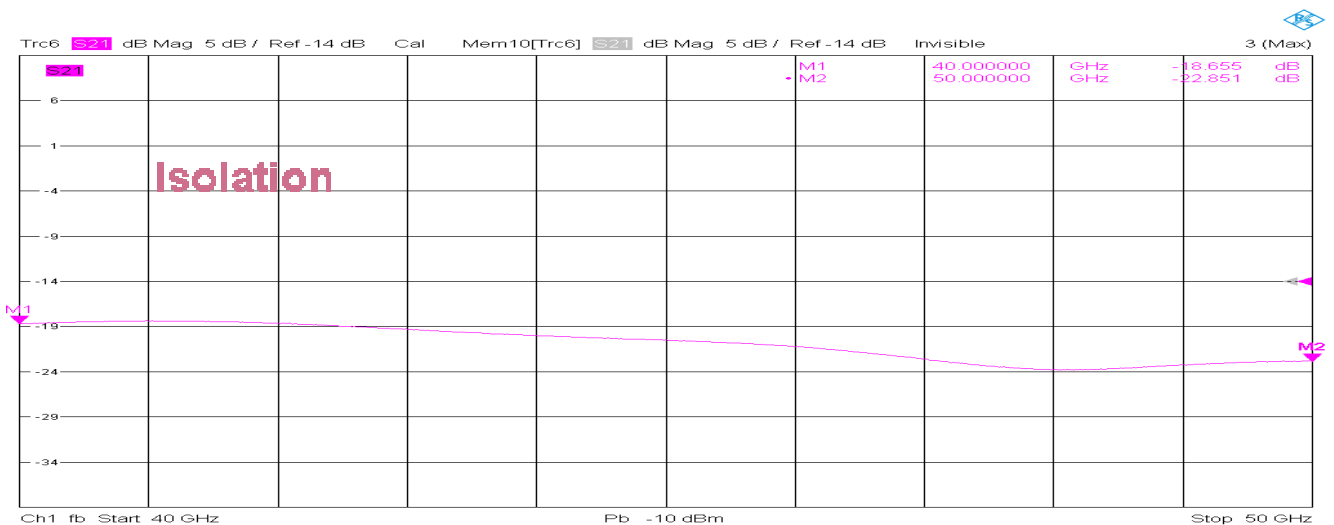
Typical Performance

1. Insertion Loss, Amplitude & Phase Balance, VSWR



1/16/2023, 10:06 AM

2. Isolation



1/16/2023, 10:05 AM

