

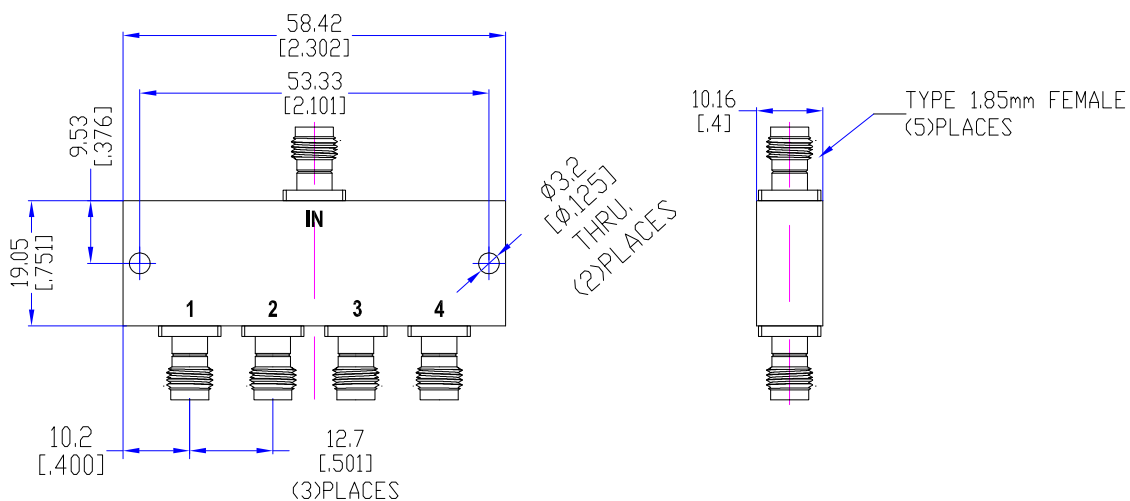
Model TPD500650A4

Features

- Excellent phase & amplitude balance
- Low Insertion Loss & VSWR
- High Isolation

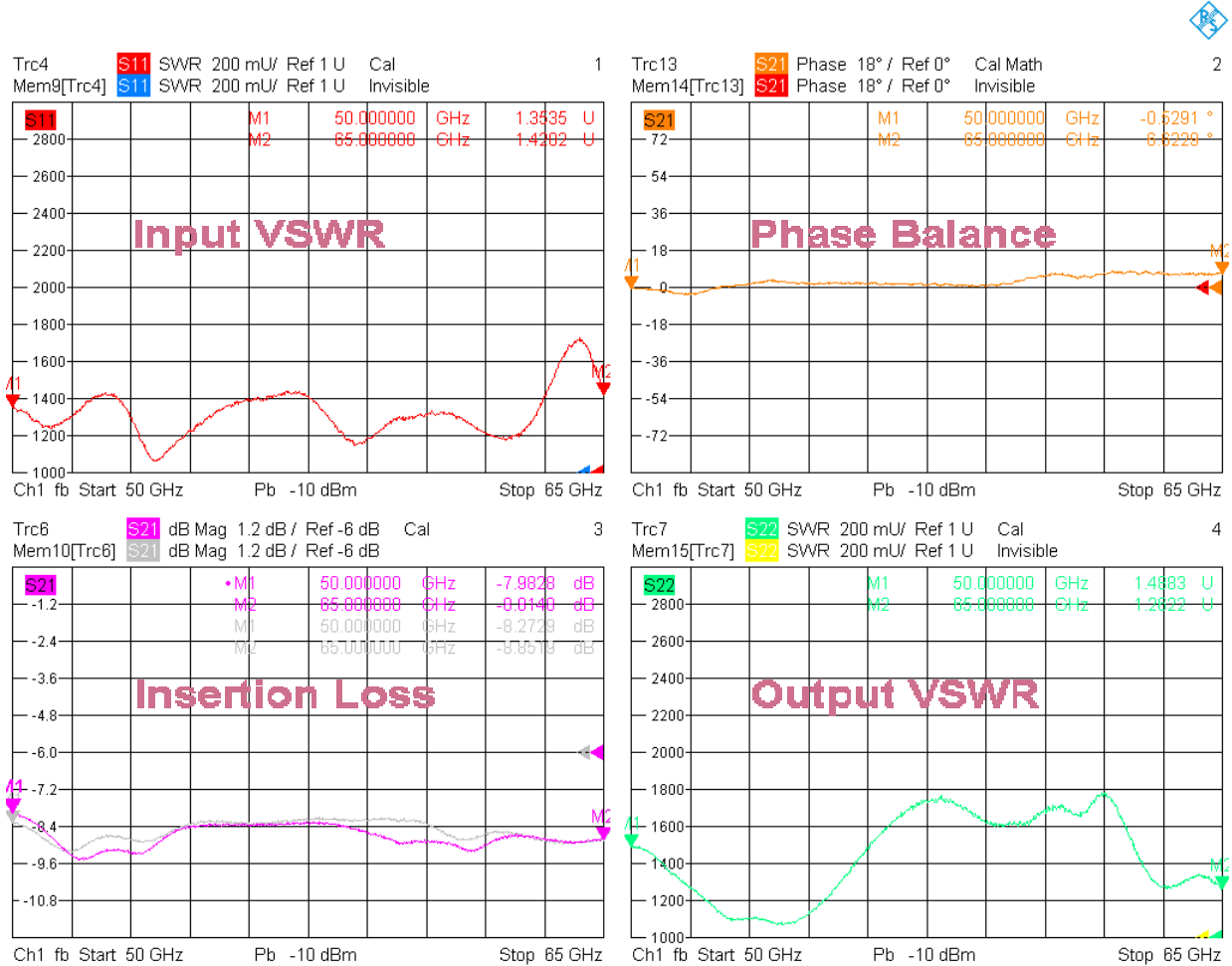
Technical Data Sheet			
Frequency Range	50~65GHz	Finish	Painted Blue_ RAL #5007
Insertion Loss	≤5.0dB (Above 6.02dB Split)	Connector Body	Passivated Stainless Steel
VSWR	Input ≤2.50:1 Output ≤2.20:1	Housing	Aluminum, 6061 T6 Clear Chem Conversion Film
Isolation	≥10dB	Connector Pin	Beryllium Copper, Gold Plate
Amplitude Balance	≤±1.2dB	Solder	Lead Free, RoHS Compliant
Phase Balance	≤±18°	Operating Temperature	-55~+85°C
¹ Power Handling	Forward ≤10Watt; Reversed ≤0.5Watt	Operating Humidity	Up to 95%, Non-Condensing
Impedance	50Ω	Weight	40g
Port Connectors	1.85mm-Female		

¹Power Handling guaranteed when load's VSWR within 1.50:1.



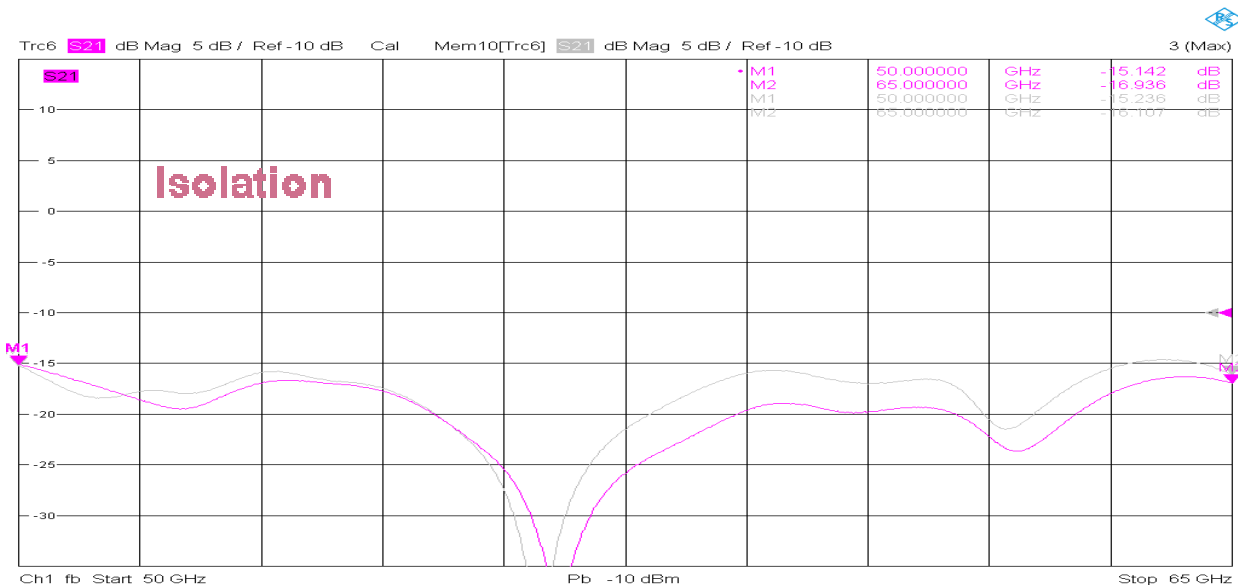
Typical Performance

1. Insertion Loss, Amplitude & Phase Balance, VSWR



2/15/2023, 10:54 AM

2. Insertion Loss



2/15/2023, 10:55 AM

