

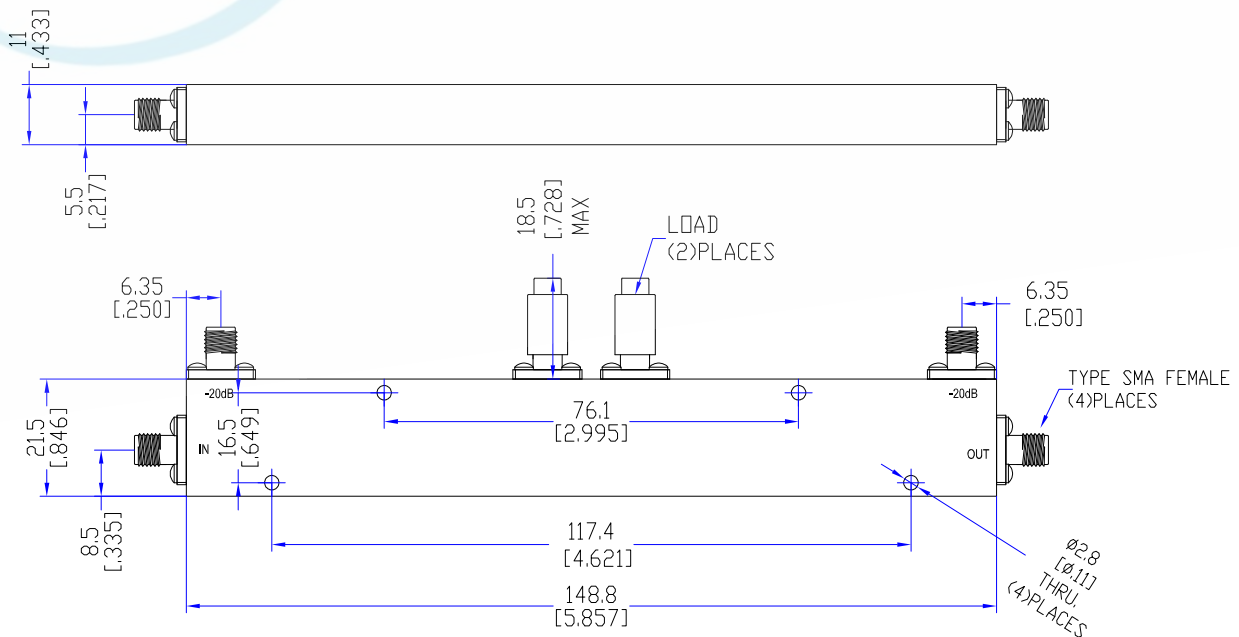
Model TDC1060A20D

Features

Low VSWR
High Directivity
Broadband & Miniature Size

Technical Data Sheet			
Frequency Range	1~6GHz	Finish	Painted Blue_ RAL #5007
Insertion Loss	≤1.20dB (Excl. Coupling Loss 0.08dB)	Connector Body	Passivated Stainless Steel
Coupling Factor	≤20±1dB	Housing	Aluminum, 6061 T6 Clear Chem Conversion Film
Coupling Sensitivity	≤±1dB	Connector Pin	Beryllium Copper, Gold Plate
Directivity	≥12dB	Solder	Lead Free, RoHS Compliant
VSWR	Primary ≤1.30:1 Secondary ≤1.30:1	Operating Temperature	0~+45°C
¹ Power Handling	Incident ≤30Watt; Reflected ≤30Watt	Operating Humidity	Up to 95%, Non- Condensing
Impedance	50Ω	Weight	90g
Port Connectors	SMA-Female		

¹Power Handling guaranteed when load's VSWR within 1.50:1.

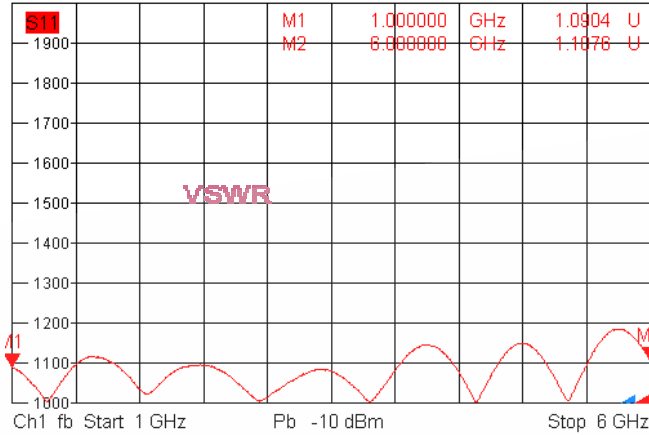


Typical Performance

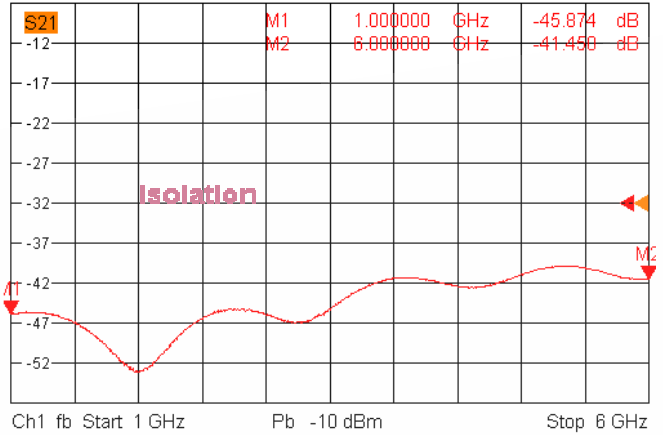
1. Coupling Factor & Sensitivity, Isolation, VSWR



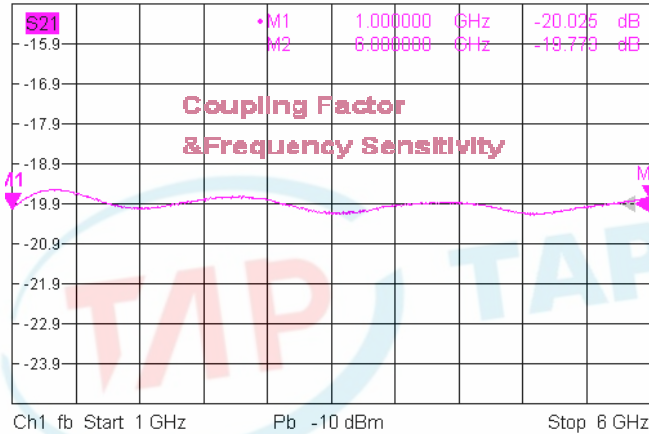
Trc4 **S11** SWR 100 mU/ Ref 1 U Cal 1
 Mem9[Trc4] **S11** SWR 100 mU/ Ref 1 U Invisible



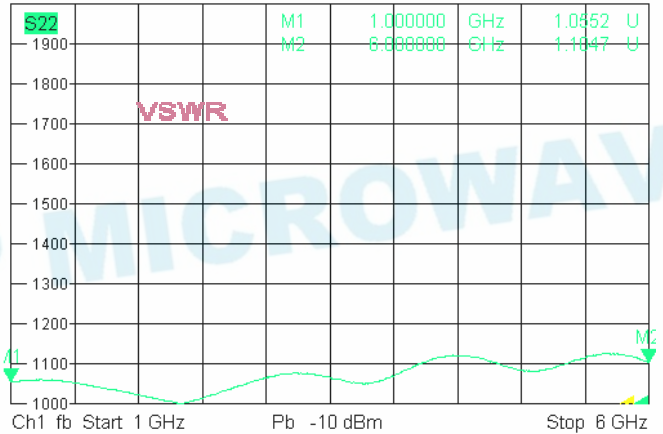
Trc13 **S21** dB Mag 5 dB / Ref -32 dB Invisible 2
 Mem14[Trc13] **S21** dB Mag 5 dB / Ref -32 dB



Trc6 **S21** dB Mag 1 dB / Ref -19.9 dB Cal 3
 Mem10[Trc6] **S21** dB Mag 1 dB / Ref -19.9 dB Invisible



Trc7 **S22** SWR 100 mU/ Ref 1 U Cal 4
 Mem15[Trc7] **S22** SWR 100 mU/ Ref 1 U Invisible

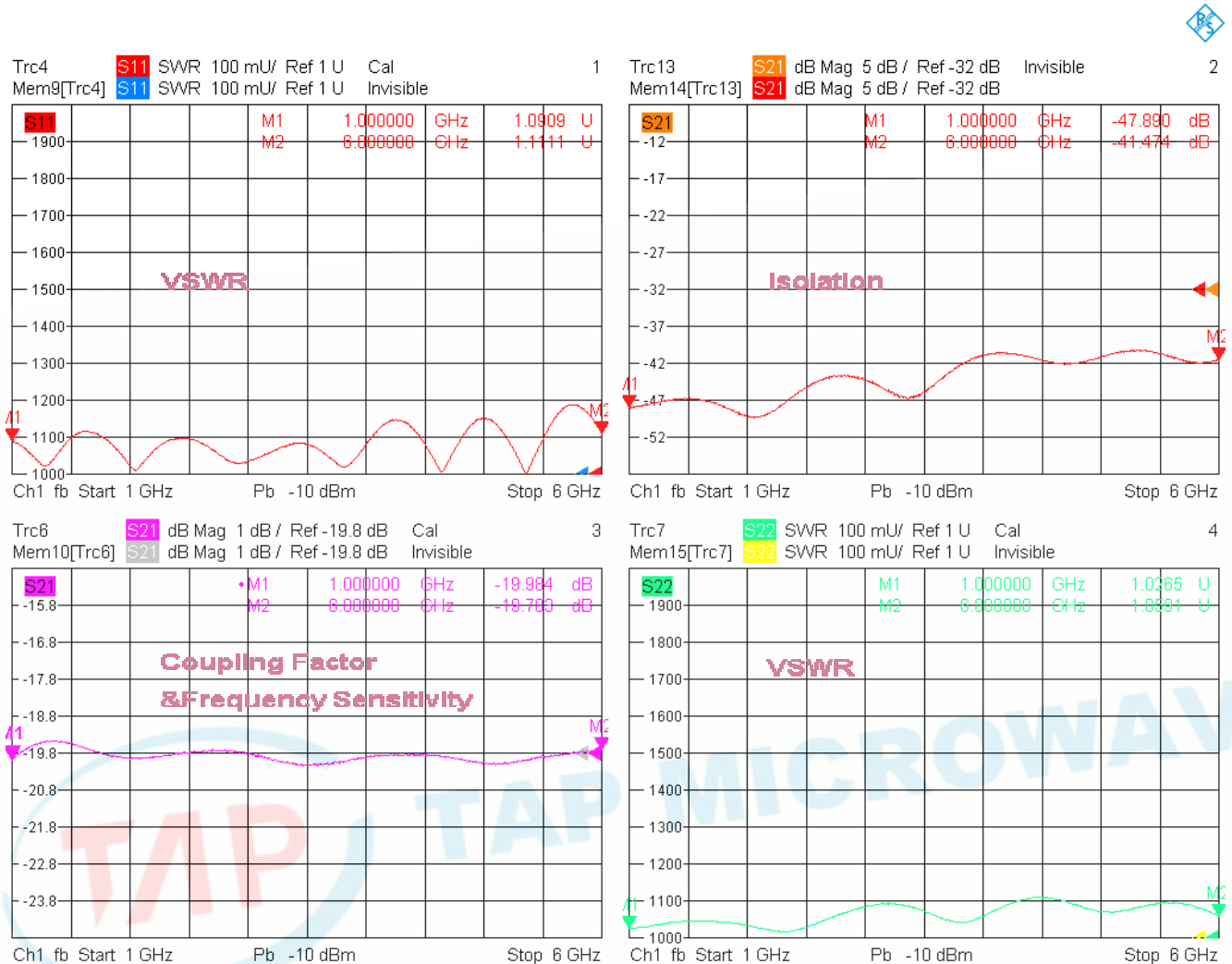


2/21/2023, 10:45 AM



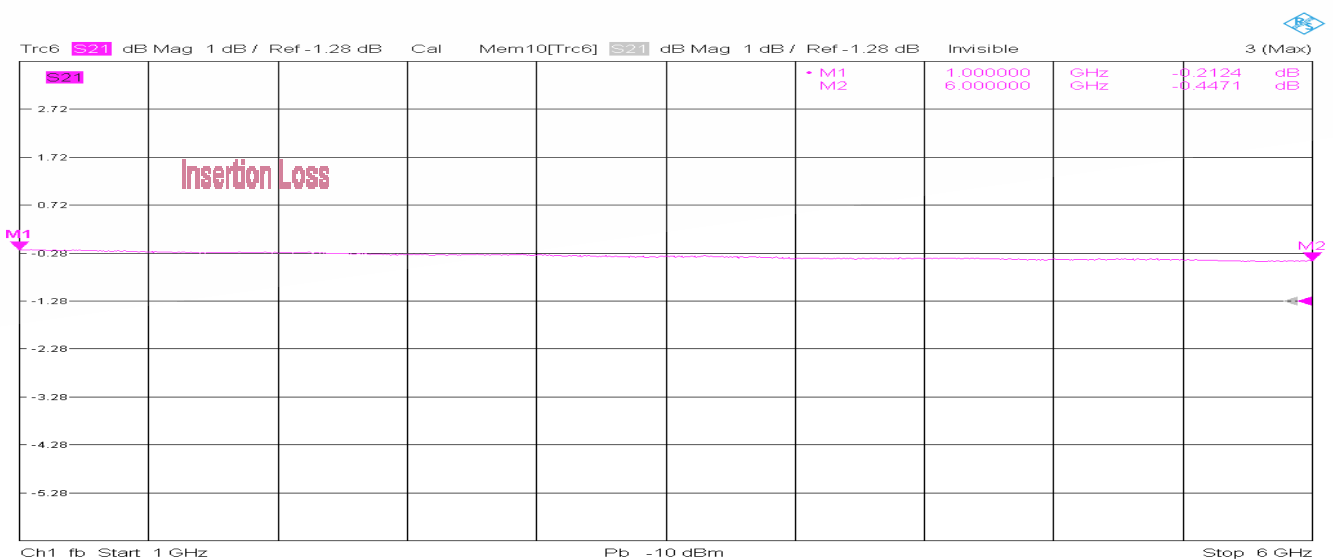
Typical Performance

2. Coupling Factor & Sensitivity, Isolation, VSWR



2/21/2023, 10:44 AM

3. Insertion Loss



2/21/2023, 10:49 AM

