

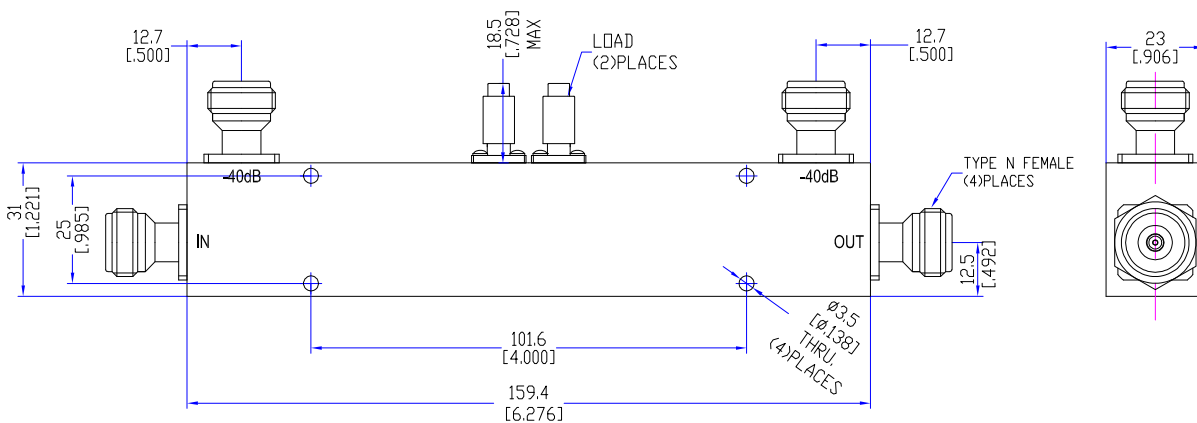
Model TDC1060N40D

Features

Low VSWR
High Directivity
Broadband & Miniature Size

Technical Data Sheet			
Frequency Range	1.0~6.0GHz	Finish	Painted Blue_ RAL #5007
Insertion Loss	≤0.6dB (Excl. Coupling Loss 0.01dB)	Connector Body	Brass, Tri-Alloy Plate
Coupling Factor	≤40±1dB	Housing	Aluminum, 6061 T6 Clear Chem Conversion Film
Coupling Sensitivity	≤±1dB	Connector Pin	Beryllium Copper, Gold Plate
Directivity	≥10dB	Solder	Lead Free, RoHS Compliant
VSWR	Primary ≤1.30:1 Secondary ≤1.30:1	Operating Temperature	-40~+85°C
¹ Power Handling	Incident ≤50Watt; Reflected ≤50Watt	Operating Humidity	Up to 95%, Non- Condensing
Impedance	50Ω	Weight	350g
Port Connectors	N-Female		

¹Power Handling guaranteed when load's VSWR within 1.50:1.

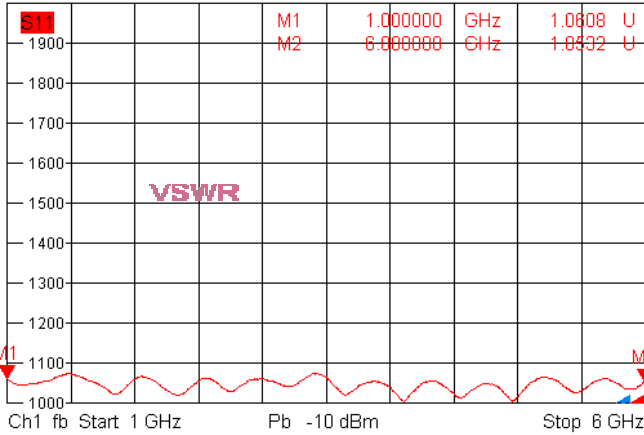


Typical Performance

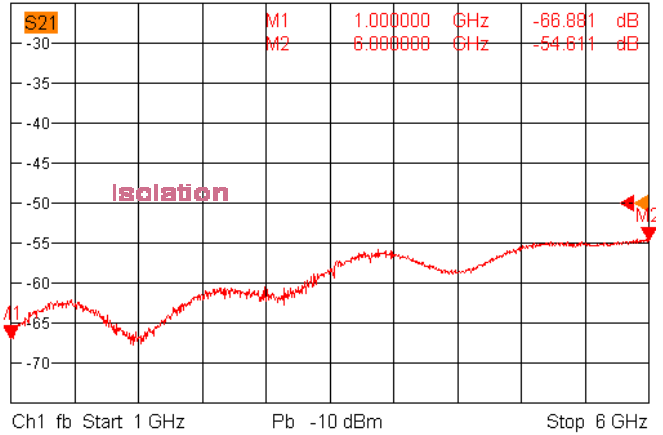
1. Coupling Factor & Sensitivity, Isolation, VSWR



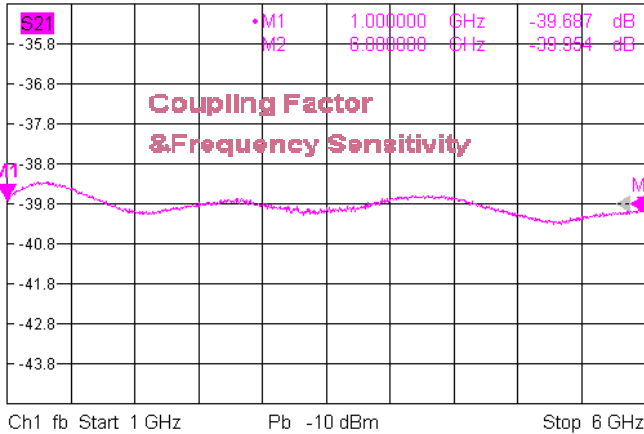
Trc4 **S11** SWR 100 mU/ Ref 1 U Cal 1
 Mem9[Trc4] **S11** SWR 100 mU/ Ref 1 U Invisible



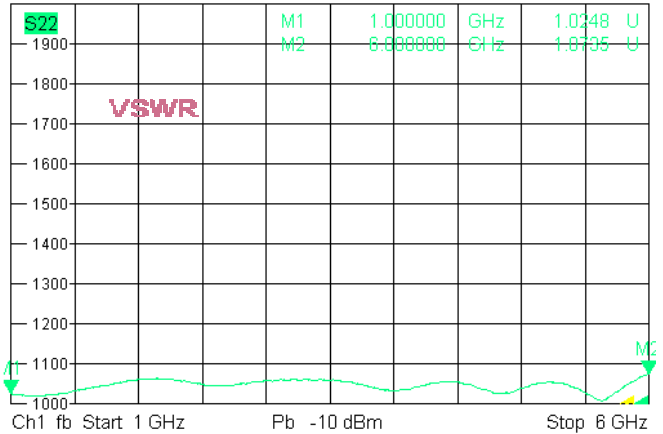
Trc13 **S21** dB Mag 5 dB / Ref -50 dB Invisible 2
 Mem14[Trc13] **S21** dB Mag 5 dB / Ref -50 dB



Trc6 **S21** dB Mag 1 dB / Ref -39.8 dB Cal 3
 Mem10[Trc6] **S21** dB Mag 1 dB / Ref -39.8 dB Invisible



Trc7 **S22** SWR 100 mU/ Ref 1 U Cal 4
 Mem15[Trc7] **S22** SWR 100 mU/ Ref 1 U Invisible

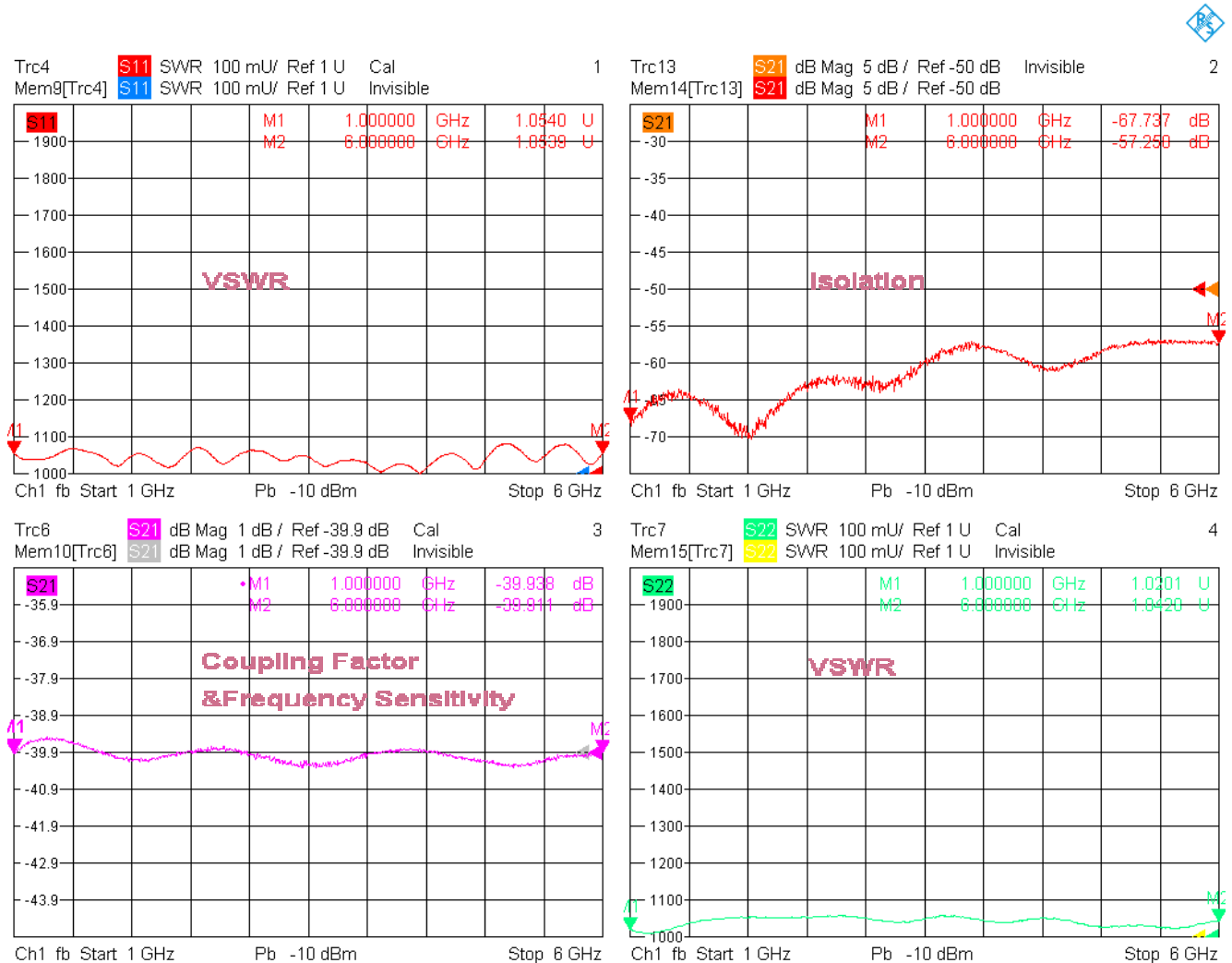


2/21/2023, 10:56 AM



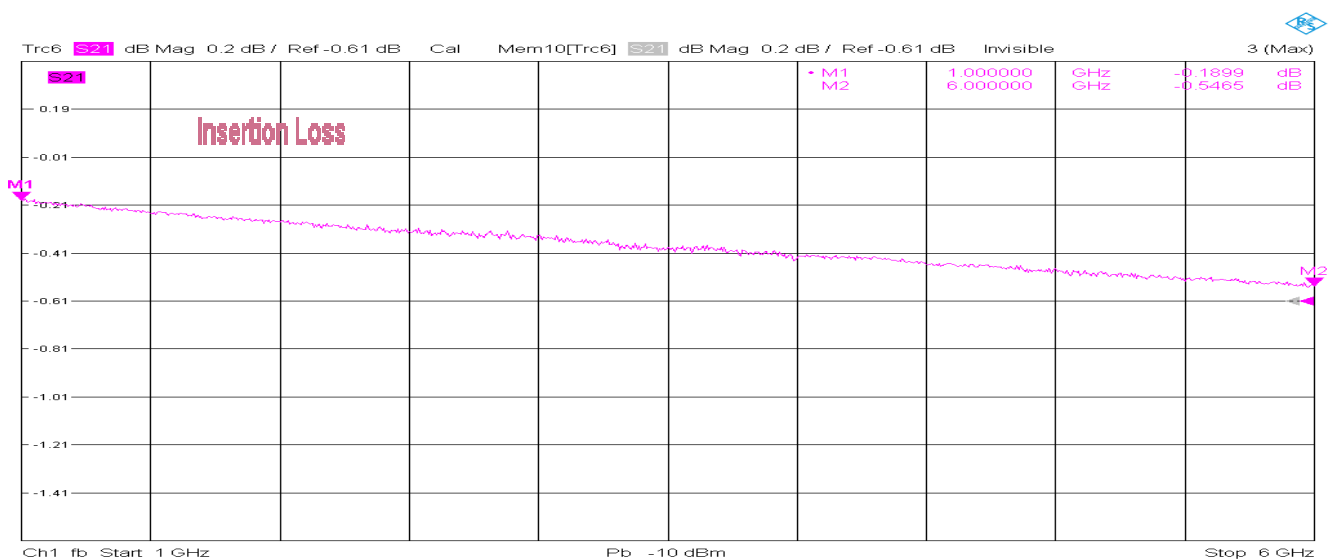
Typical Performance

2. Coupling Factor & Sensitivity, Isolation, VSWR



2/21/2023, 10:55 AM

3. Insertion Loss



2/21/2023, 10:57 AM

