

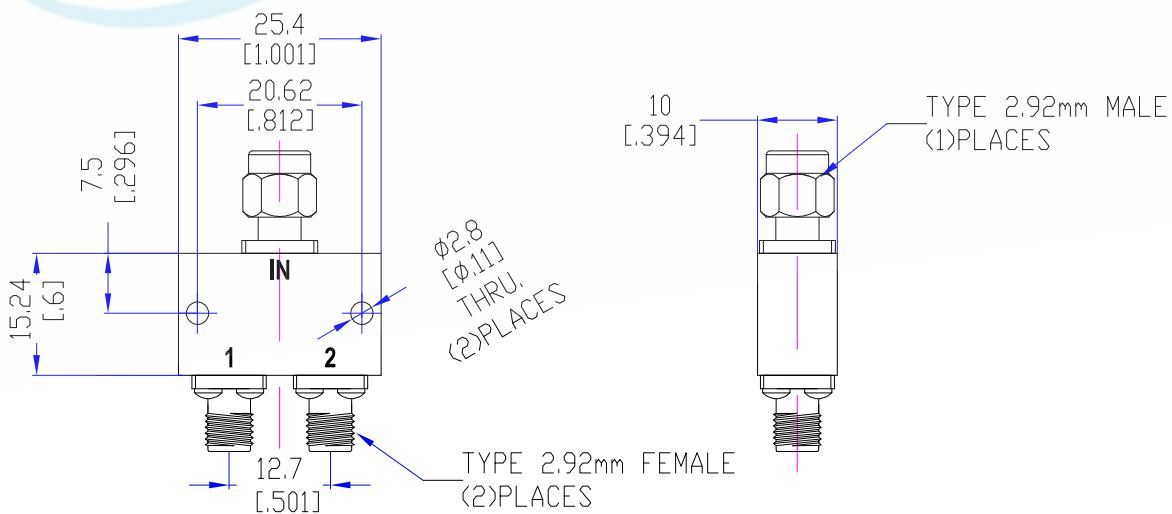
## Model TPD00300A2TM

### Features

- Excellent phase& amplitude balance
- Low Insertion Loss& VSWR
- High Isolation

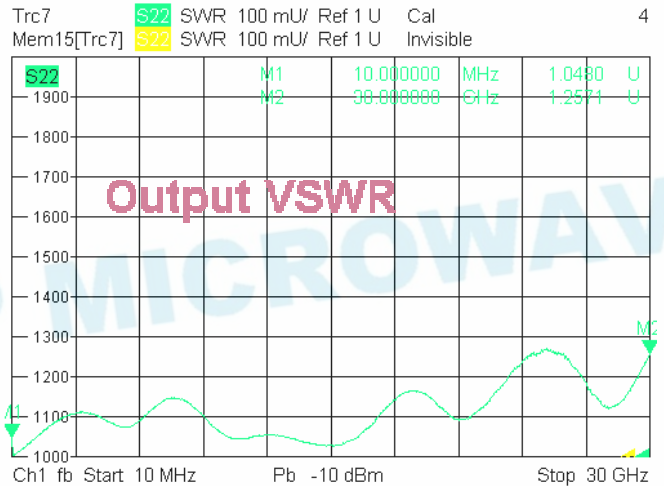
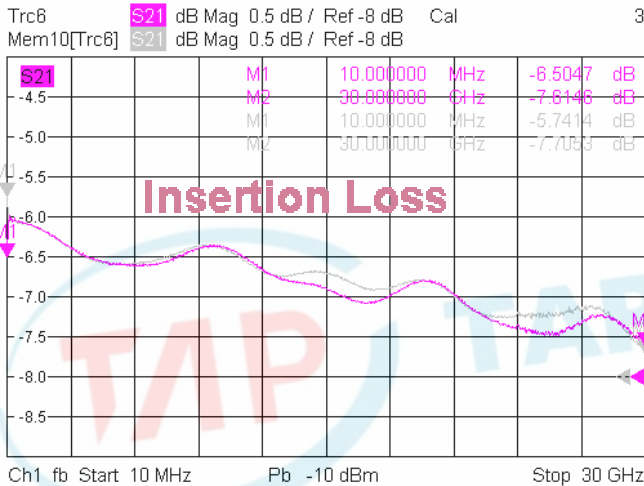
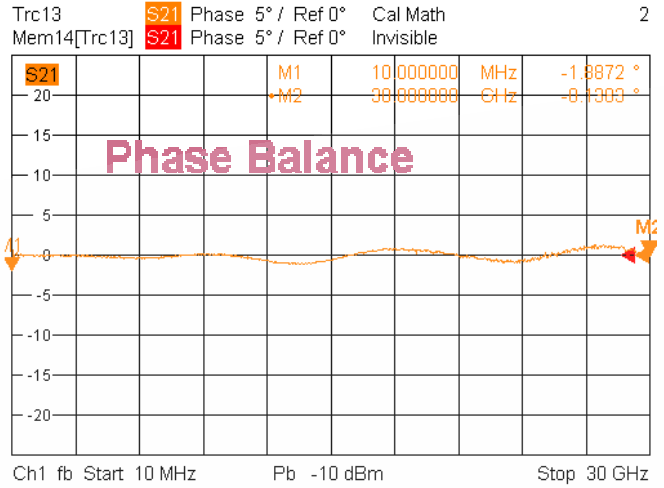
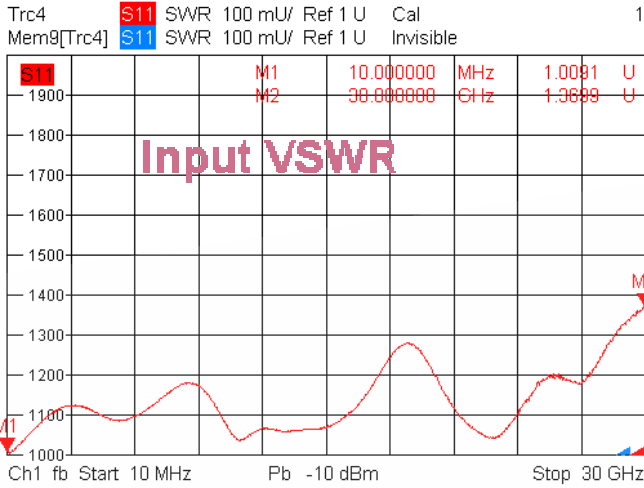
Technical Data Sheet			
Frequency Range	DC~30GHz	Finish	Painted Blue_ RAL #5007
Insertion Loss	≤2.0dB (Above 6.02dB Split)	Connector Body	Passivated Stainless Steel
VSWR	Input ≤1.60:1 Output ≤1.50:1	Housing	Aluminum, 6061 T6 Clear Chem Conversion Film
Isolation	-----	Connector Pin	Beryllium Copper, Gold Plate
Amplitude Balance	≤±0.5dB	Solder	Lead Free, RoHS Compliant
Phase Balance	≤±5°	Operating Temperature	-55~+85°C
<sup>1</sup> Power Handling	Forward ≤0.1Watt; Reversed ≤0.1Watt	Operating Humidity	Up to 95%,Non- Condensing
Impedance	50Ω	Weight	20g
Port Connectors	Input: 2.92mm-Male Output: 2.92mm-Female		

<sup>1</sup>Power Handling guaranteed when load's VSWR within 1.50:1.



## Typical Performance

### 1. Insertion Loss, Amplitude &Phase Balance, VSWR



2/16/2023, 11:13 AM

