

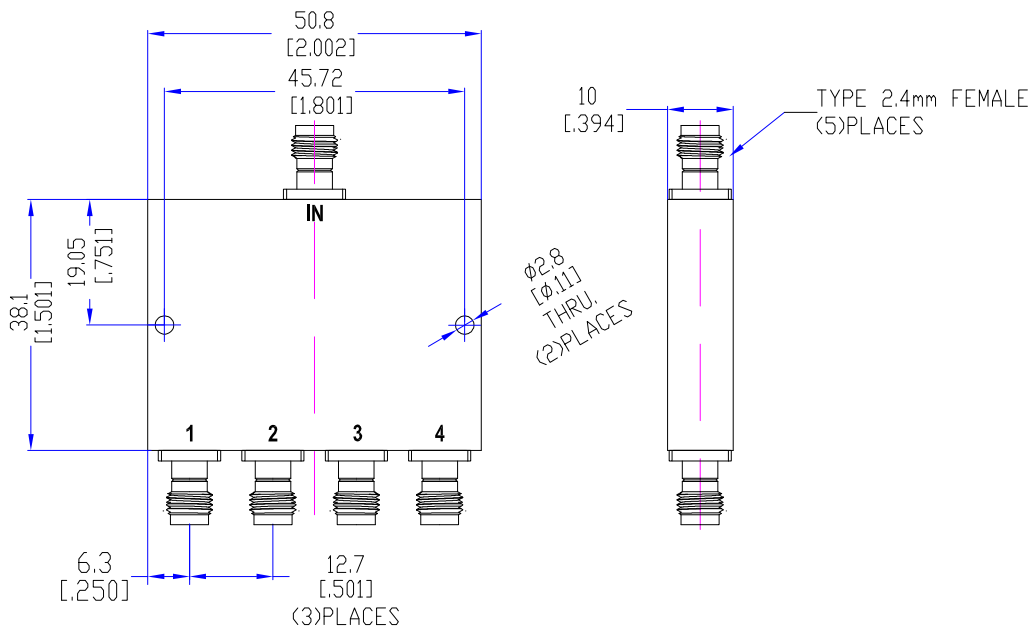
## Model TPD60500A4

### Features

Excellent phase & amplitude balance  
 Low Insertion Loss & VSWR  
 High Isolation

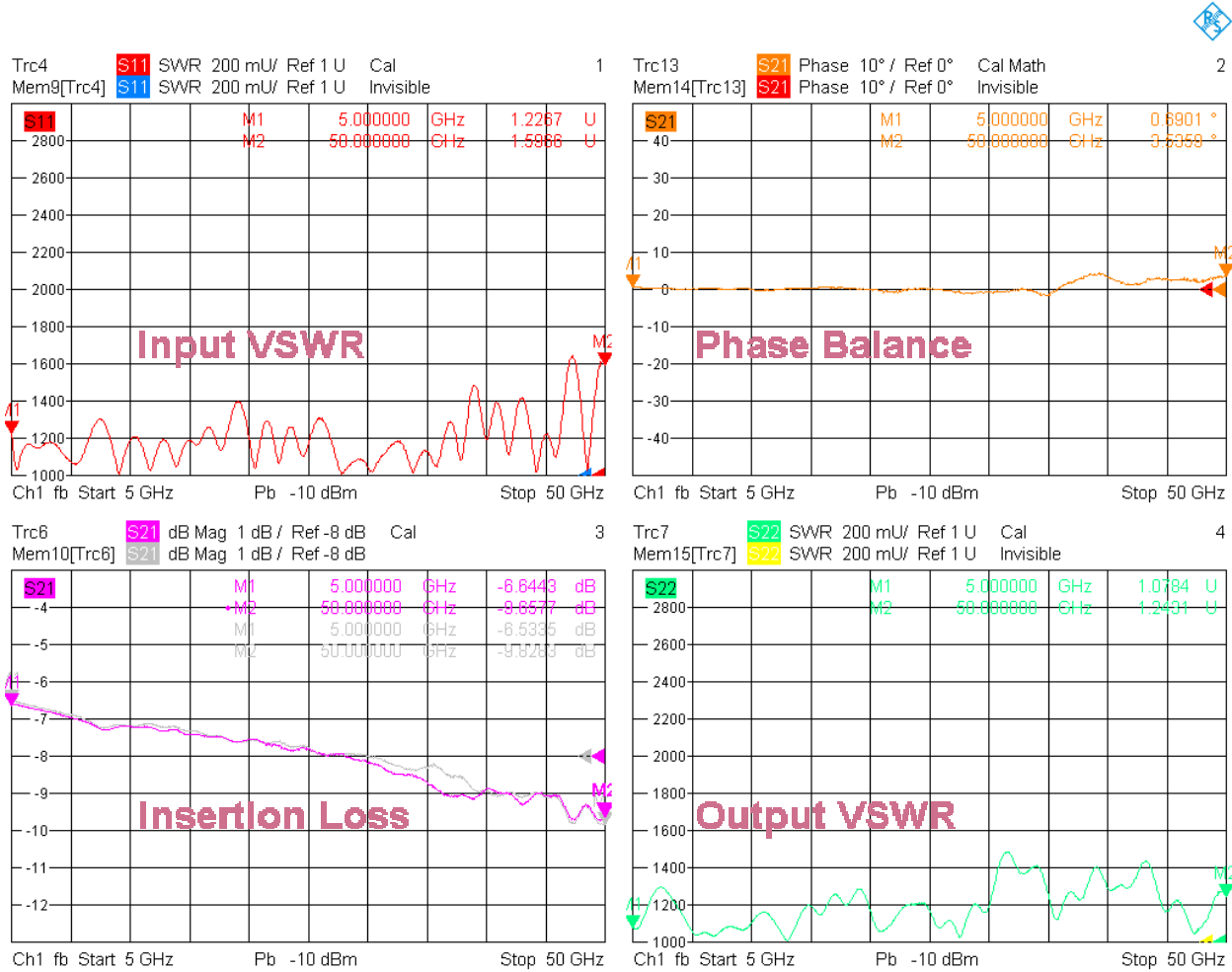
Technical Data Sheet			
Frequency Range	6~50GHz	Finish	Painted Blue_ RAL #5007
Insertion Loss	≤4.5dB (Above 6.02dB Split)	Connector Body	Passivated Stainless Steel
VSWR	Input ≤1.80:1 Output ≤1.70:1	Housing	Aluminum, 6061 T6 Clear Chem Conversion Film
Isolation	≥14dB	Connector Pin	Beryllium Copper, Gold Plate
Amplitude Balance	≤±0.8dB	Solder	Lead Free, RoHS Compliant
Phase Balance	≤±10°	Operating Temperature	-55~+85°C
<sup>1</sup> Power Handling	Forward ≤10Watt; Reversed ≤1Watt	Operating Humidity	Up to 95%, Non-Condensing
Impedance	50Ω	Weight	50g
Port Connectors	2.4mm-Female		

<sup>1</sup>Power Handling guaranteed when load's VSWR within 1.50:1.



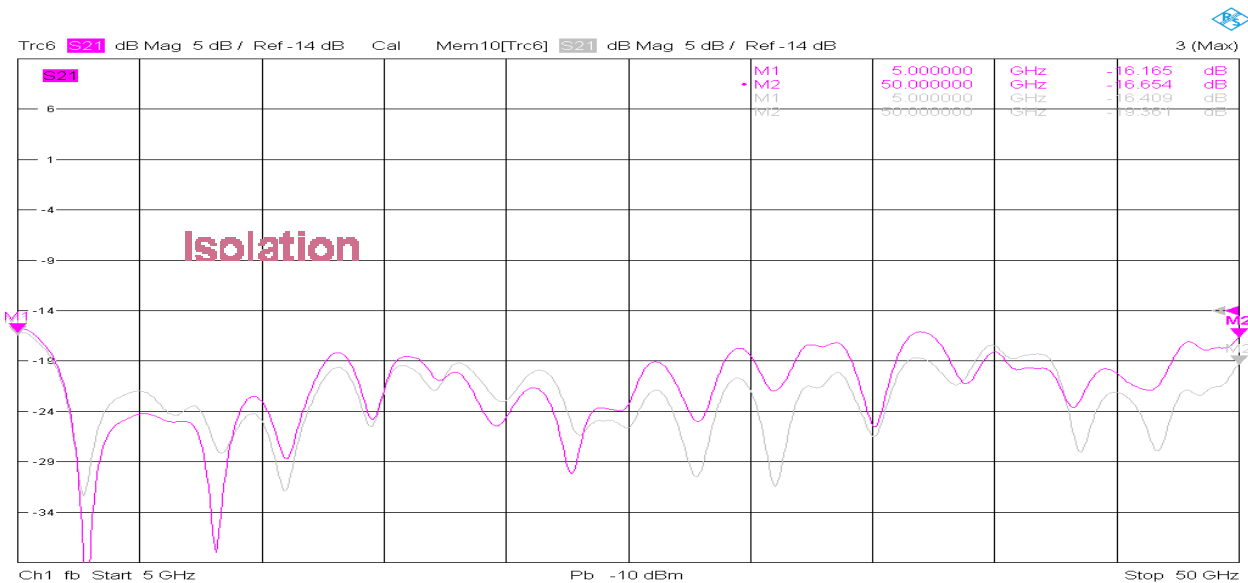
## Typical Performance

### 1. Insertion Loss, Amplitude & Phase Balance, VSWR



2/24/2023, 12:21 PM

### 2. Isolation



2/24/2023, 12:21 PM

