

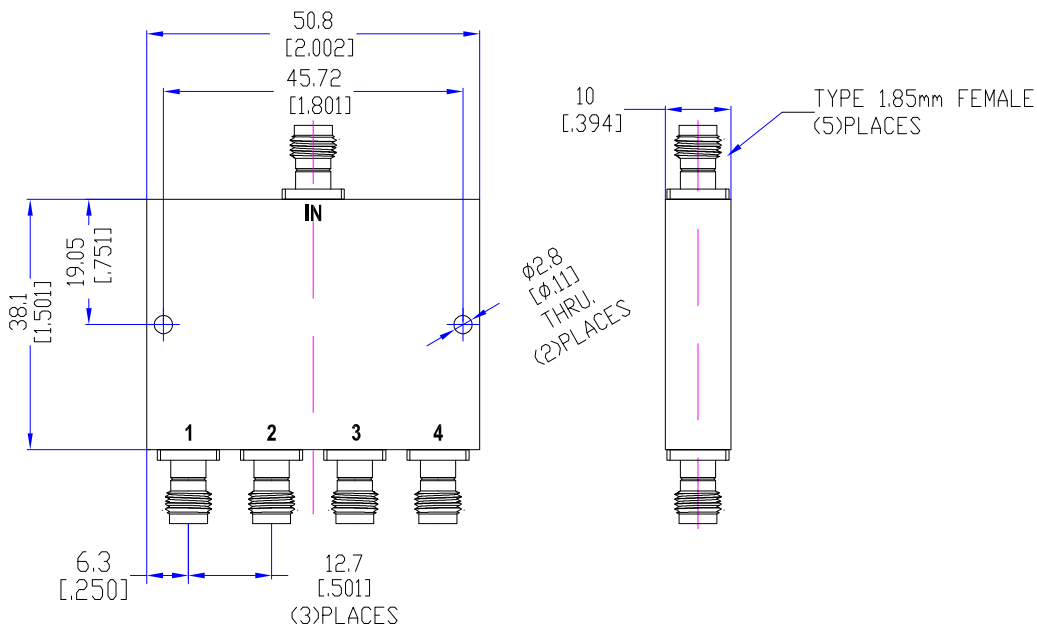
Model TPD60600A4

Features

Excellent phase & amplitude balance
 Low Insertion Loss & VSWR
 High Isolation

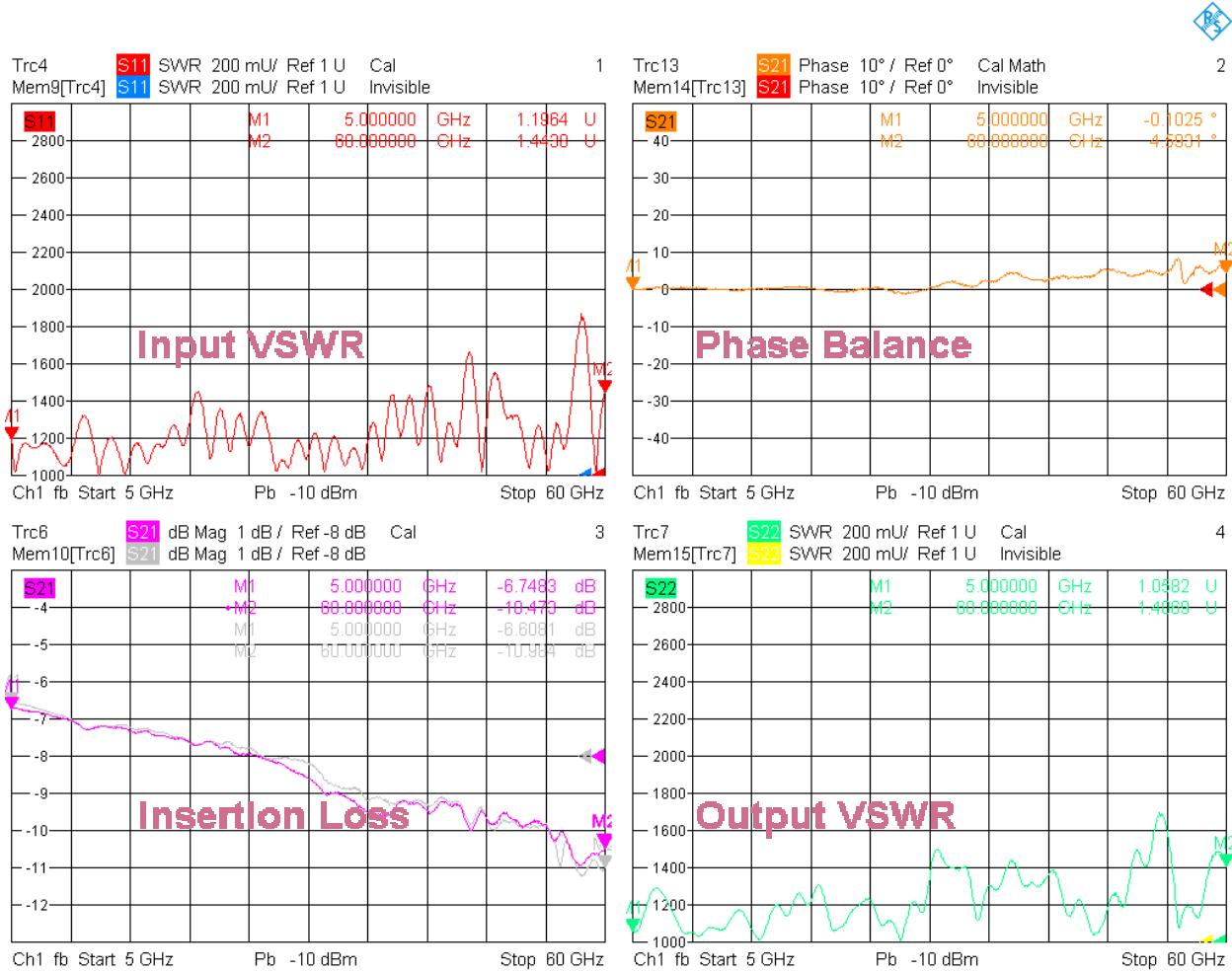
Technical Data Sheet			
Frequency Range	6~60GHz	Finish	Painted Blue_ RAL #5007
Insertion Loss	≤5.8dB (Above 6.02dB Split)	Connector Body	Passivated Stainless Steel
VSWR	Input ≤2.00:1 Output ≤1.80:1	Housing	Aluminum, 6061 T6 Clear Chem Conversion Film
Isolation	≥12dB	Connector Pin	Beryllium Copper, Gold Plate
Amplitude Balance	≤±1.0dB	Solder	Lead Free, RoHS Compliant
Phase Balance	≤±15°	Operating Temperature	-55~+85°C
¹ Power Handling	Forward ≤10Watt; Reversed ≤1Watt	Operating Humidity	Up to 95%, Non- Condensing
Impedance	50Ω	Weight	50g
Port Connectors	1.85mm-Female		

¹Power Handling guaranteed when load's VSWR within 1.50:1.



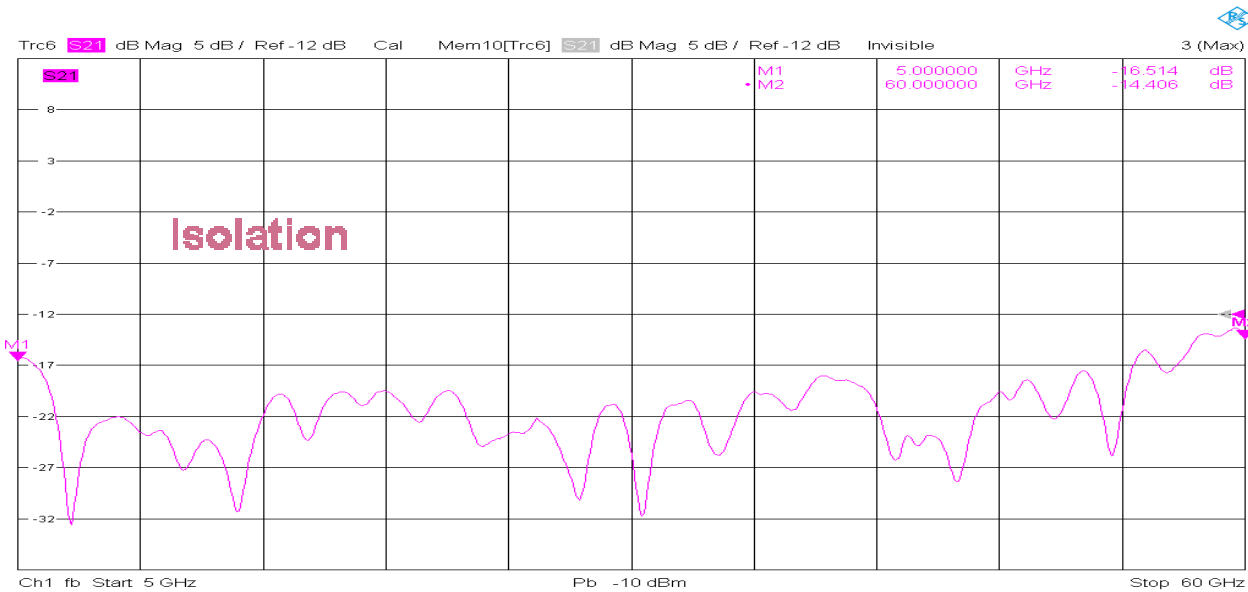
Typical Performance

1. Insertion Loss, Amplitude & Phase Balance, VSWR



2/24/2023, 12:17 PM

2. Isolation



2/24/2023, 12:05 PM

