

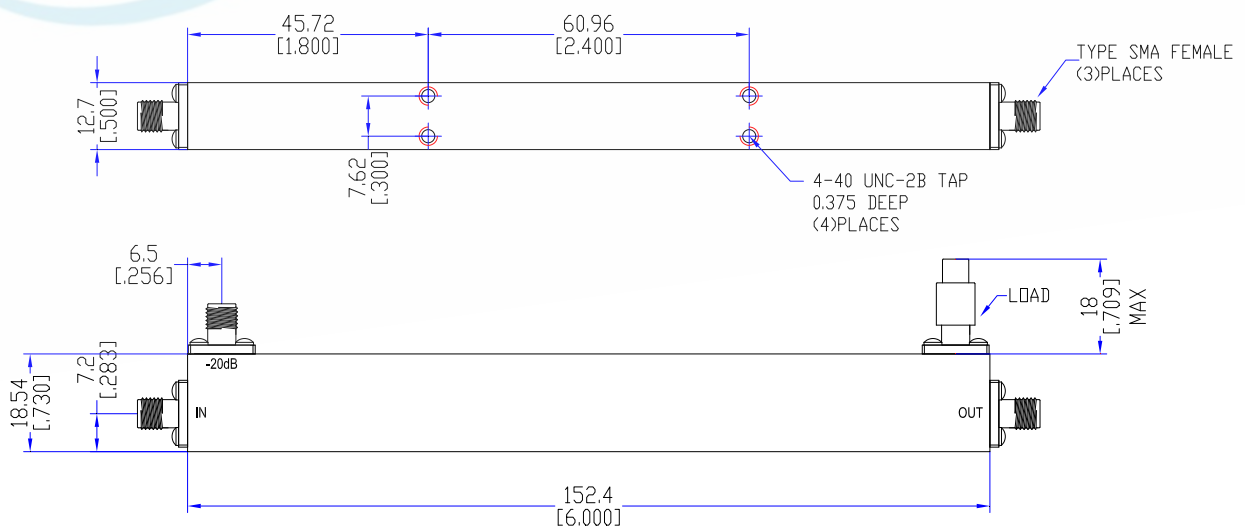
Model TDC0230A20

Features

Low VSWR
High Directivity
Broadband & Miniature Size

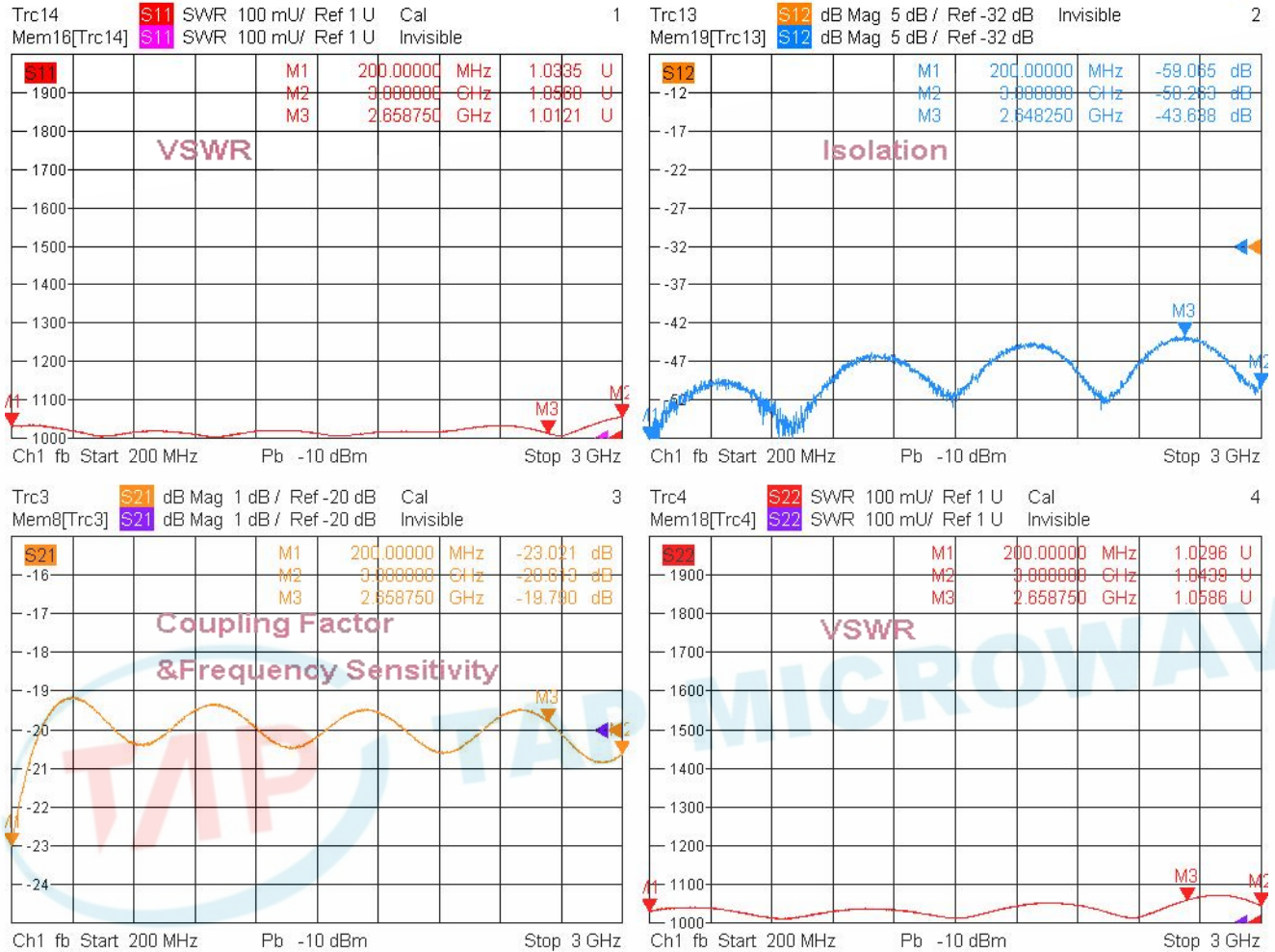
| Technical Data Sheet | | | |
|-----------------------------|--|-----------------------|---|
| Frequency Range | 0.2~3GHz | Finish | Painted Blue_ RAL #5007 |
| Insertion Loss | ≤0.8dB (Excl. Coupling Loss 0.04dB) | Connector Body | Passivated Stainless Steel |
| Coupling Factor | ≤21±1.0dB@0.2-0.3GHz ≤20±1.0dB@0.3-6GHz | Housing | Aluminum, 6061 T6 Clear Chem Conversion Film |
| Coupling Sensitivity | ≤±2.4dB@0.2-0.3GHz ≤±1.2dB@0.3-6GHz | Connector Pin | Beryllium Copper, Gold Plate |
| Directivity | ≥12dB | Solder | Lead Free, RoHS Compliant |
| VSWR | Primary ≤1.30:1 Secondary ≤1.30:1 | Operating Temperature | -55~+85°C |
| ¹ Power Handling | Incident ≤50Watt; Reflected ≤2Watt | Operating Humidity | Up to 95%, Non- Condensing |
| Impedance | 50Ω | Weight | 110g |
| Port Connectors | SMA-Female | | |

¹Power Handling guaranteed when load's VSWR within 1.50:1.



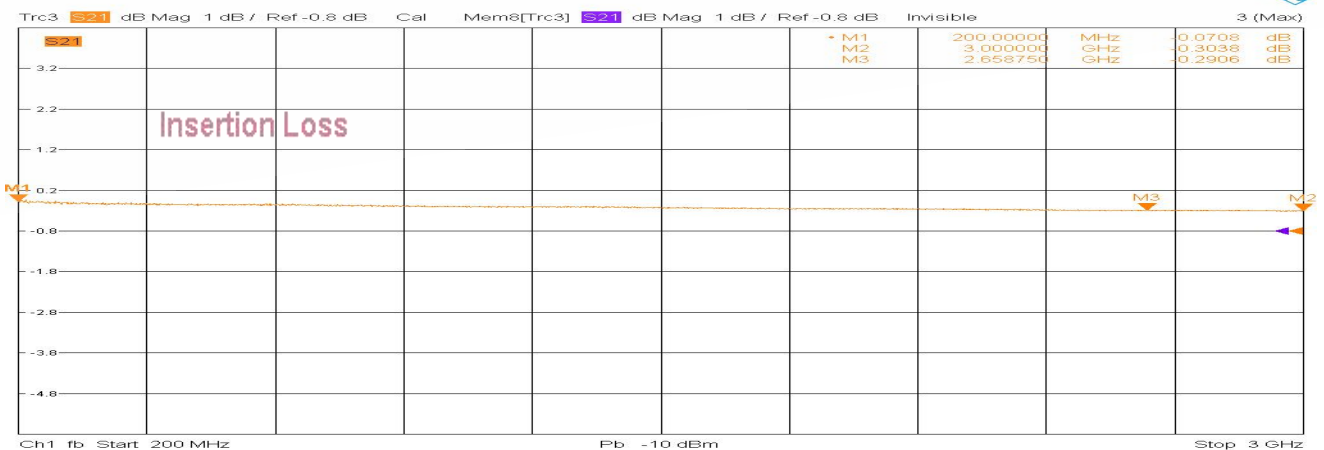
Typical Performance

1. Coupling Factor & Sensitivity, Isolation, VSWR



6/21/2024, 10:44 AM

2. Insertion Loss



6/21/2024, 10:44 AM

