

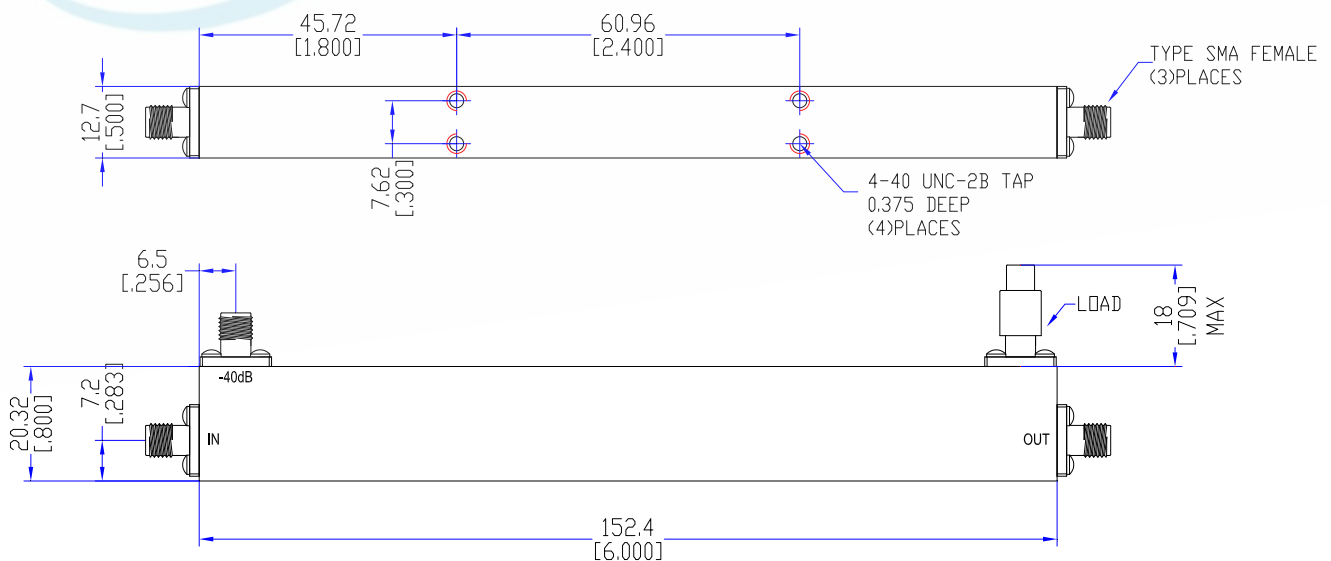
Model TDC0327A40B

Features

Low VSWR
High Directivity
Broadband & Miniature Size

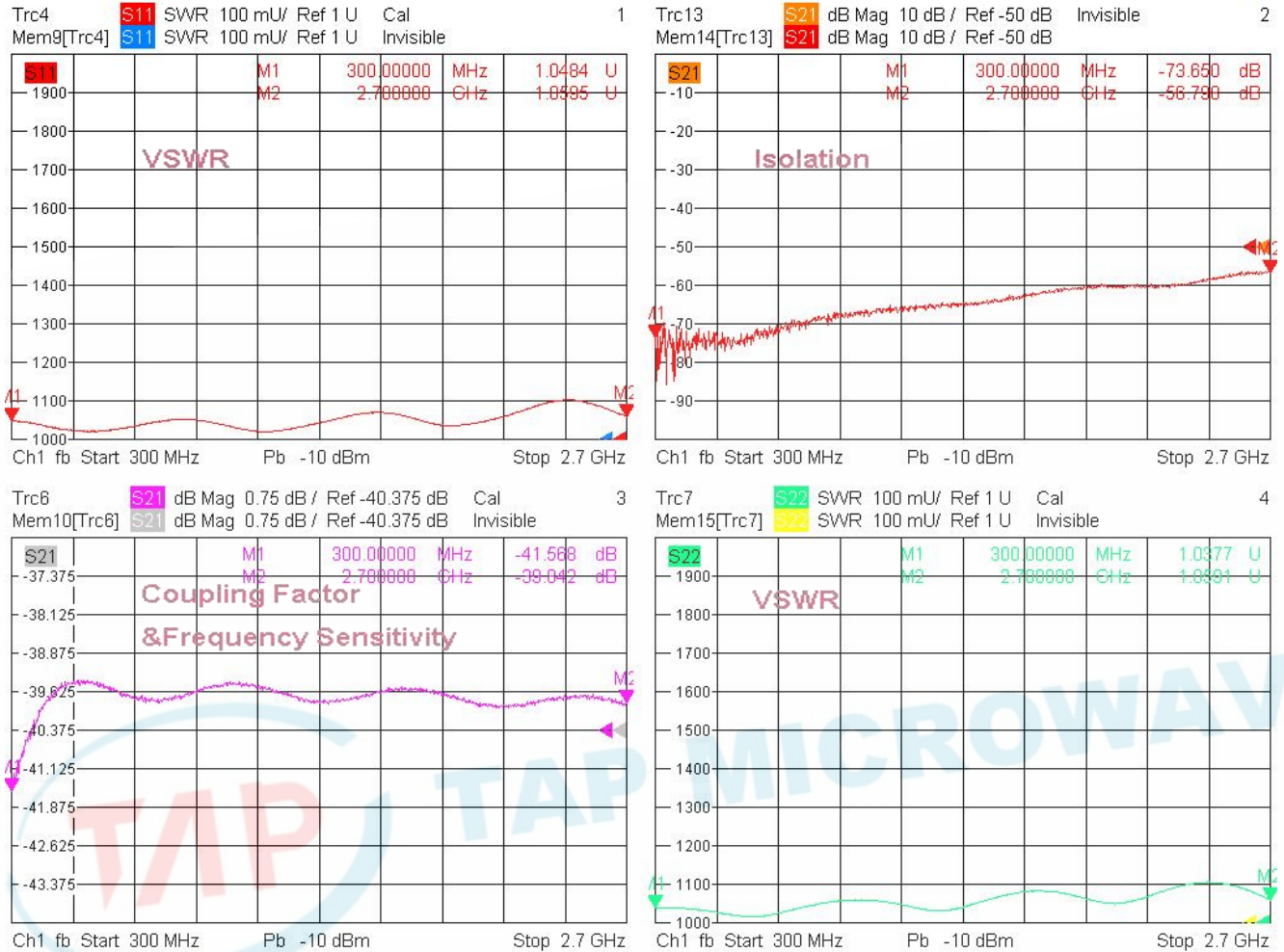
Technical Data Sheet			
Frequency Range	0.3~2.7GHz	Finish	Painted Blue_ RAL #5007
Insertion Loss	≤0.4dB (Excl. Coupling Loss 0.01dB)	Connector Body	Brass, Tri-Alloy Plate
Coupling Factor	≤40±1.0dB	Housing	Aluminum, 6061 T6 Clear Chem Conversion Film
Coupling Sensitivity	≤±1.5dB	Connector Pin	Beryllium Copper, Gold Plate
Directivity	≥10dB	Solder	Lead Free, RoHS Compliant
VSWR	Primary ≤1.30:1 Secondary ≤1.30:1	Operating Temperature	-55~+85°C
¹ Power Handling	Incident ≤50Watt; Reflected ≤2Watt	Operating Humidity	Up to 95%, Non- Condensing
Impedance	50Ω	Weight	90g
Port Connectors	SMA-Female		

¹Power Handling guaranteed when load's VSWR within 1.50:1.



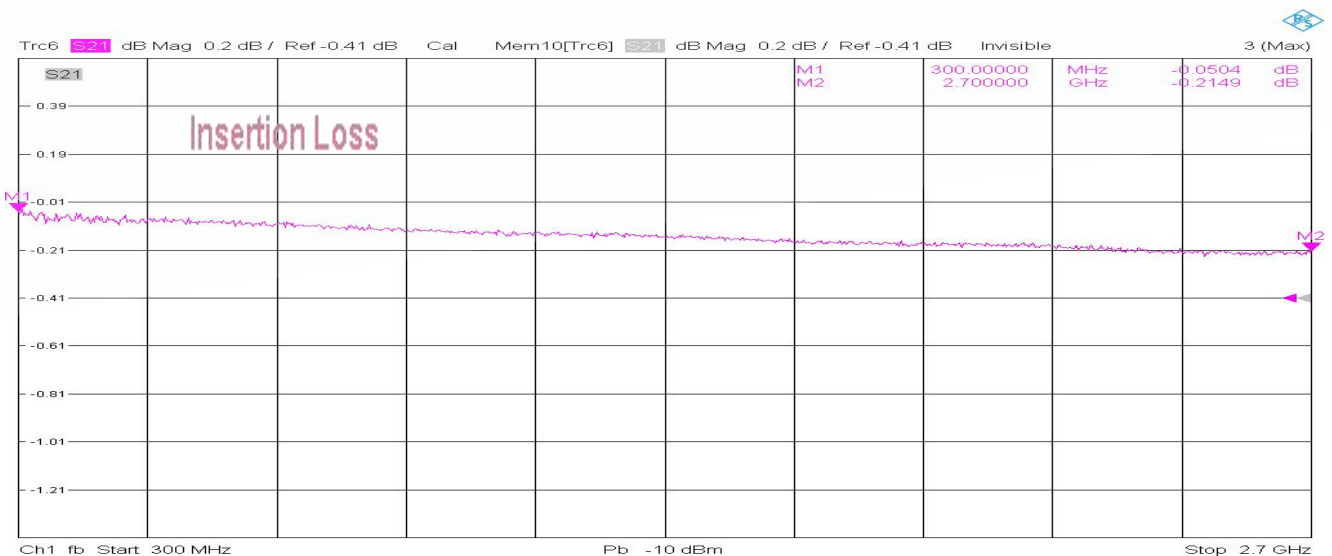
Typical Performance

1. Coupling Factor & Sensitivity, Isolation, VSWR



7/6/2023, 9:59 AM

2. Insertion Loss



7/6/2023, 10:00 AM

