

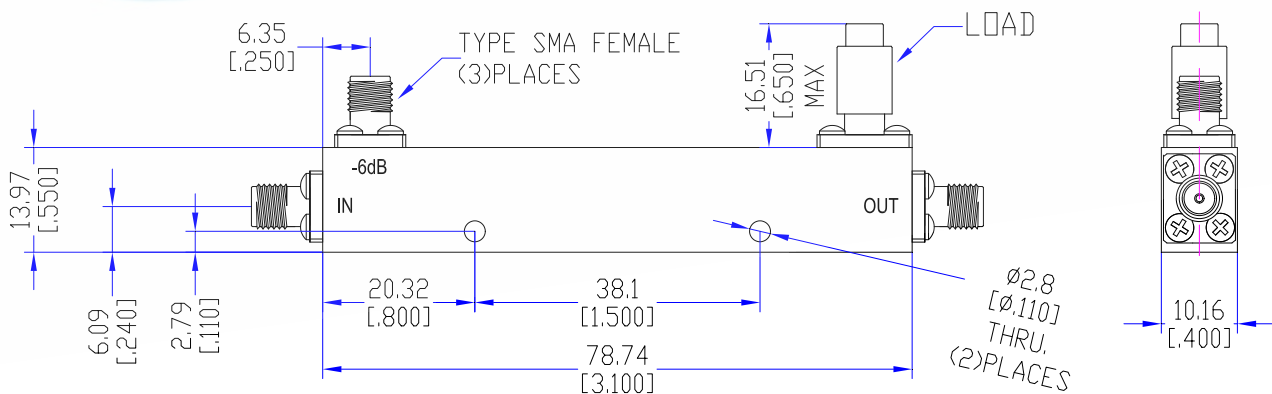
Model TDC0510A6S

Features

- Low VSWR
- High Directivity
- Broadband & Miniature Size

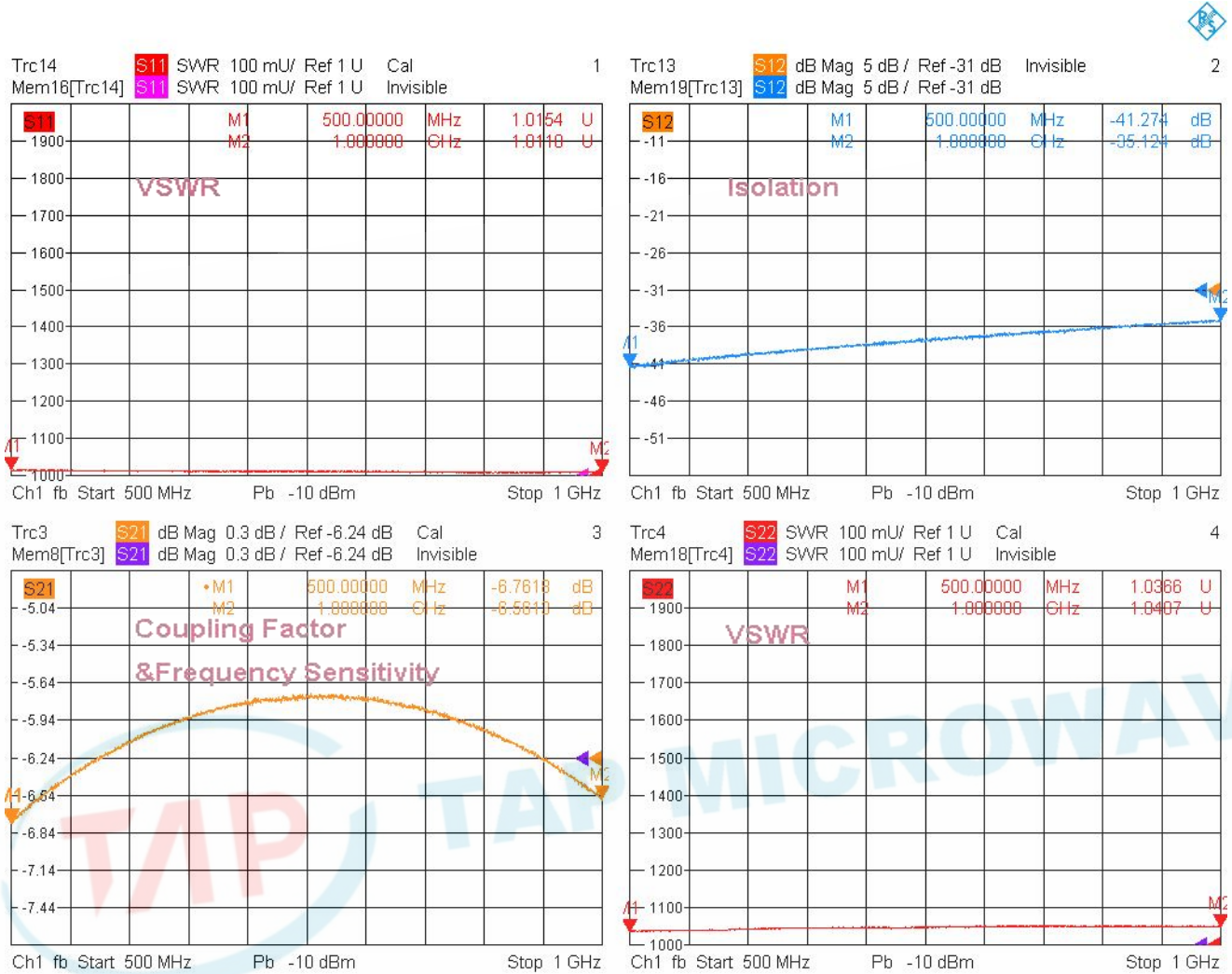
Technical Data Sheet			
Frequency Range	0.5~1.0GHz	Finish	Painted Blue_ RAL #5007
Insertion Loss	≤0.2dB (Excl. Coupling Loss 1.26dB)	Connector Body	Passivated Stainless Steel
Coupling Factor	≤6±1.0dB	Housing	Aluminum, 6061 T6 Clear Chem Conversion Film
Coupling Sensitivity	≤±0.6dB	Connector Pin	Beryllium Copper, Gold Plate
Directivity	≥25dB	Solder	Lead Free, RoHS Compliant
VSWR	Primary ≤1.15:1 Secondary ≤1.15:1	Operating Temperature	-55~+85°C
¹ Power Handling	Incident ≤50Watt; Reflected ≤5Watt	Operating Humidity	Up to 95%, Non- Condensing
Impedance	50Ω	Weight	50g
Port Connectors	SMA-Female		

¹Power Handling guaranteed when load's VSWR within 1.50:1.



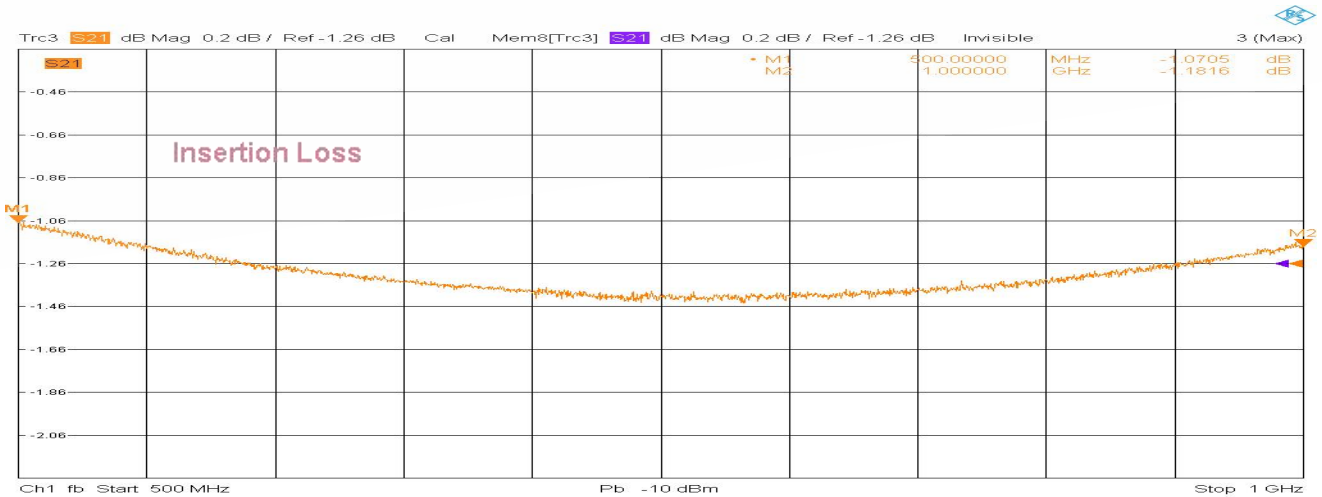
Typical Performance

1. Coupling Factor & Sensitivity, Isolation, VSWR



5/15/2024, 10:31 AM

2. Insertion Loss



5/15/2024, 10:37 AM

