

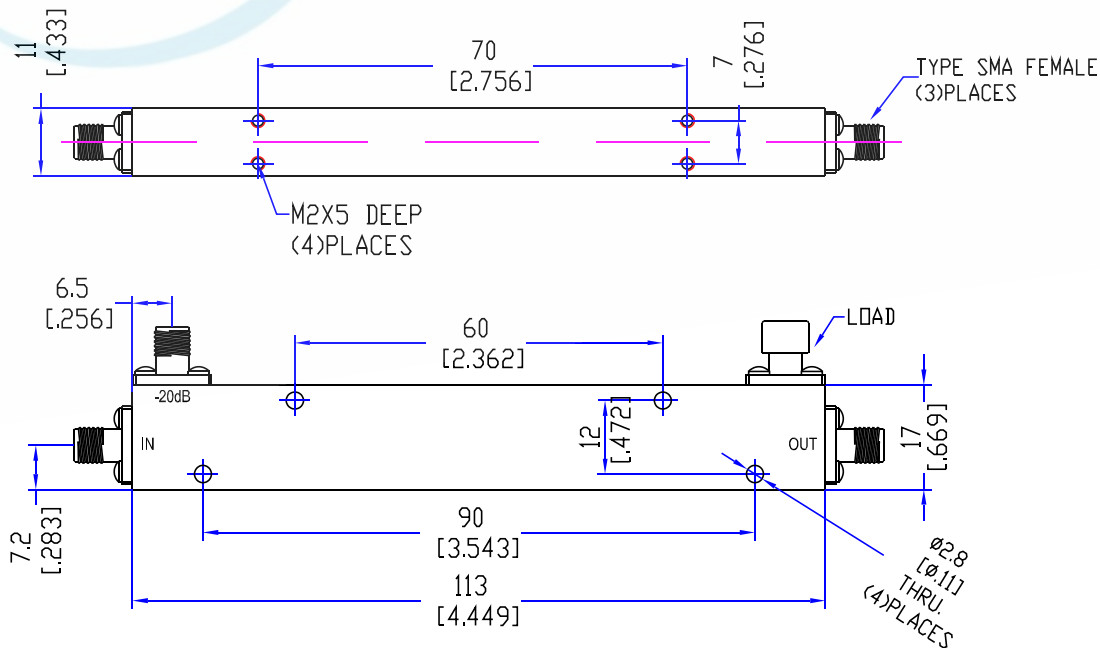
Model TDC05180A20F

Features

Low VSWR
High Directivity
Broadband & Miniature Size

Technical Data Sheet			
Frequency Range	0.5~18GHz	Finish	Painted Blue_ RAL #5007
Insertion Loss	≤1.4dB (Excl. Coupling Loss 0.04dB)	Connector Body	Passivated Stainless Steel
Coupling Factor	≤20±1.0dB	Housing	Aluminum, 6061 T6 Clear Chem Conversion Film
Coupling Sensitivity	≤±1.0dB	Connector Pin	Beryllium Copper, Gold Plate
Directivity	≥10dB	Solder	Lead Free, RoHS Compliant
VSWR	Primary ≤1.50:1 Secondary ≤1.50:1	Operating Temperature	-55~+85°C
¹ Power Handling	Incident ≤50Watt; Reflected ≤2Watt	Operating Humidity	Up to 95%, Non- Condensing
Impedance	50Ω	Weight	70g
Port Connectors	SMA-Female		

¹Power Handling guaranteed when load's VSWR within 1.50:1.

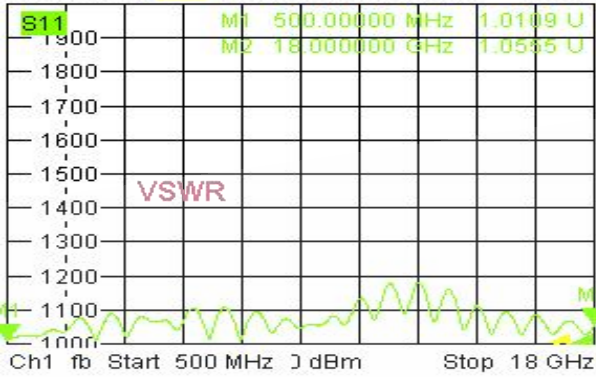


Typical Performance

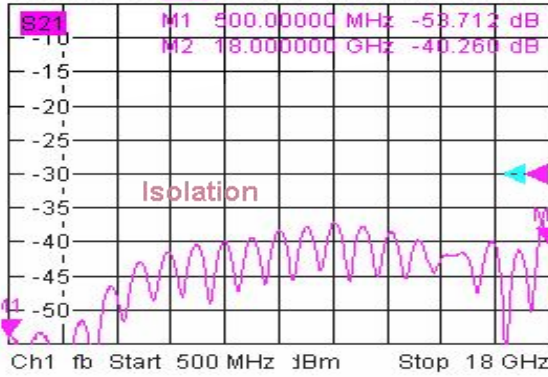
1. Coupling Factor & Sensitivity, Isolation, VSWR



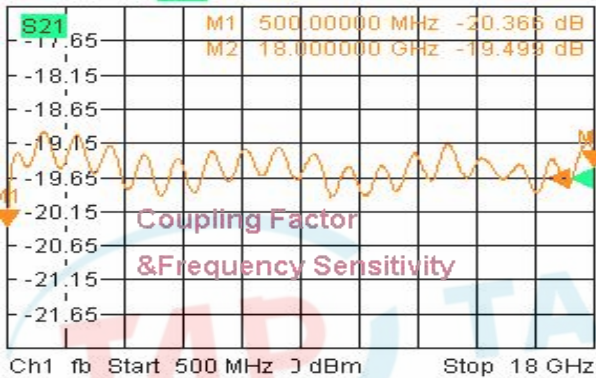
Trc1 **S11** SWR 100 mU/ Ref1 U Cal
Mem5[Trc1] **S11** SWR 100 mU/ Ref1 U Invisib



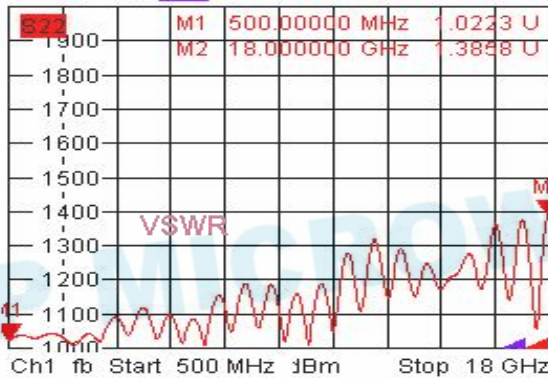
Trc2 **S21** dB Mag 5 dB / Ref-30 dB
Mem6[Trc2] **S21** dB Mag 5 dB / Ref-30 dB



Trc3 **S21** dB Mag 0.5 dB / Ref-19.65 dB
Mem7[Trc3] **S21** dB Mag 0.5 dB / Ref-19.65 dB



Trc4 **S22** SWR 100 mU/ Ref1 U Ca
Mem8[Trc4] **S22** SWR 100 mU/ Ref1 U Im

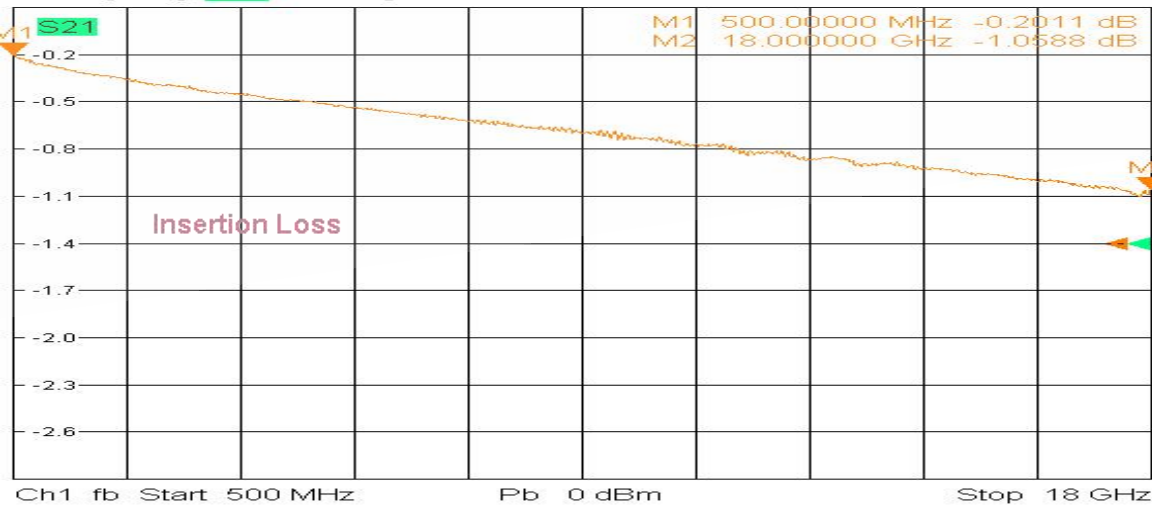


2/25/2019, 2:31 PM

2. Insertion Loss



Trc3 **S21** dB Mag 0.3 dB / Ref-1.4 dB Cal 3 (Max)
Mem7[Trc3] **S21** dB Mag 0.3 dB / Ref-1.4 dB Invisib



2/25/2019, 2:31 PM

