

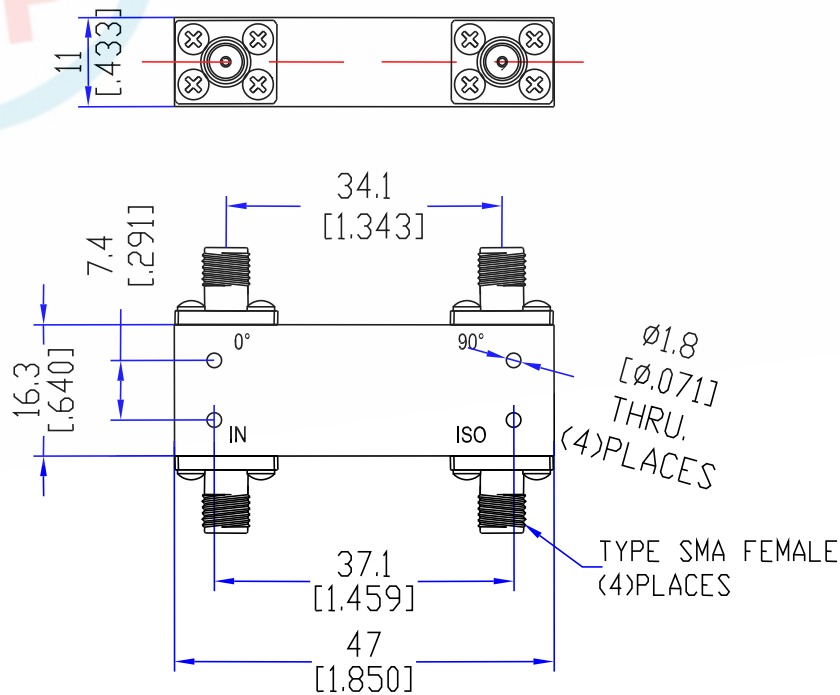
Model THC100150A1

Features

- Excellent phase& amplitude balance
- Low Insertion Loss& VSWR
- High Isolation

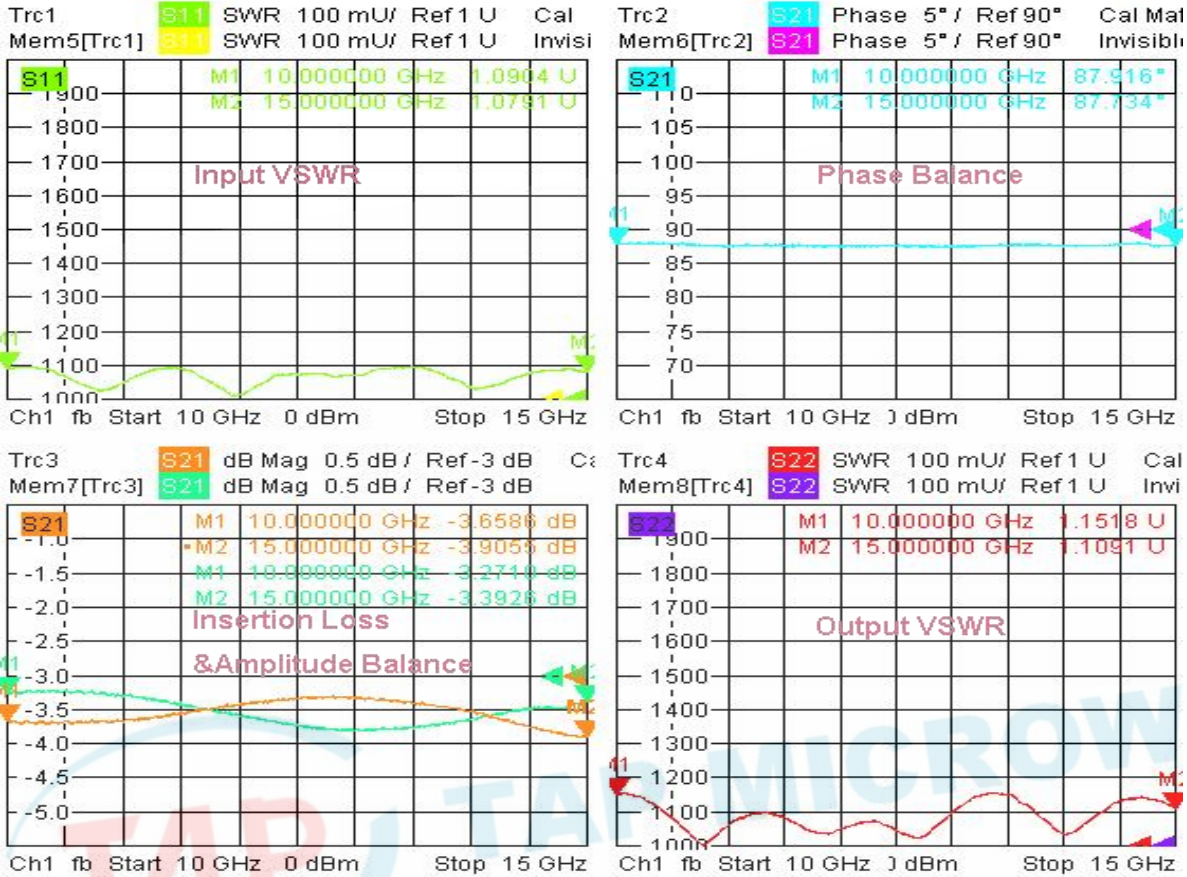
Technical Data Sheet			
Frequency Range	10~15GHz	Finish	Painted Blue_ RAL #5007
Nominal Split	3.01dB	Connector Body	Passivated Stainless Steel
Insertion Loss	≤1.0dB	Housing	Aluminum, 6061 T6
Isolation	≥20dB		Clear Chem Conversion Film
Amplitude Balance	≤±0.5dB	Connector Pin	Beryllium Copper, Gold Plate
Phase Balance	≤±1°	Solder	Lead Free, RoHS Compliant
VSWR	≤1.40:1	Operating Temperature	-55~+85°C
¹ Power Handling	Average ≤50Watt Peak ≤1KW	Operating Humidity	Up to 95%, Non- Condensing
Impedance	50Ω	Weight	30g
Port Connectors	SMA-Female		

¹Power Handling guaranteed when load's VSWR within 1.50:1.



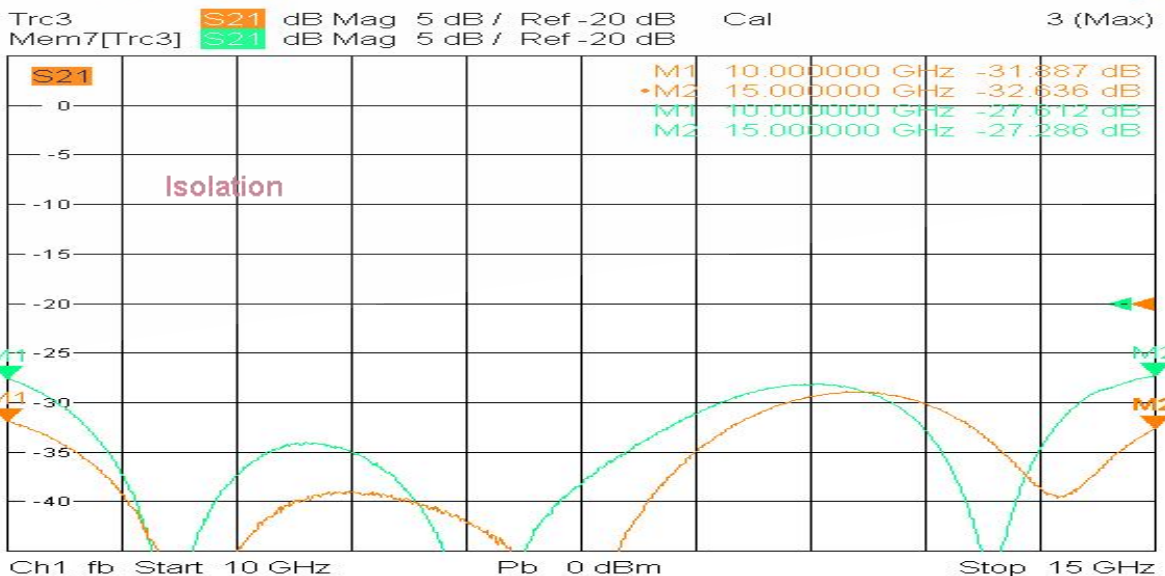
Typical Performance

1. Insertion Loss, Amplitude & Phase Balance, VSWR



3/4/2021, 10:38 AM

2. Isolation



3/4/2021, 10:38 AM

