

Model THC2224U

Technical Data Sheet			
Frequency Range	2.2~2.4GHz	Finish	Painted Blue_ RAL #5007
Nominal Split	6.02dB	Connector Body	Passivated Stainless Steel
Insertion Loss	≤0.8dB	Housing	Aluminum, 6061 T6
Isolation	≥20dB		Clear Chem Conversion Film
Amplitude Balance	≤±0.5dB	Connector Pin	Beryllium Copper, Gold Plate
Phase Balance	≤±5°	Solder	Lead Free, RoHS Compliant
VSWR	≤1.30:1	Operating Temperature	-55~+85°C
¹ Power Handling	Average ≤50Watt Peak ≤1KW	Operating Humidity	Up to 95%, Non- Condensing
Impedance	50Ω	Weight	180g
Port Connectors	SMA-Female		

¹Power Handling guaranteed when load's VSWR within 1.50:1.

Table 1: Output magnitude with 4 identical input signals at A,B,C and D

Output	Value (dB)
ΣAZ	<-2
ΔEL	<-25
ΔAZ	<-25
ΔQ	<-25

Table 2: Phase Offset for each port in reference to normalized A to ΣAZ.

	ΣAZ	ΔEL	ΔAZ	ΔQ
Phase Offset for Input A	0	-90	180	90
Phase Offset for Input B	0	-90	0	-90
Phase Offset for Input C	0	90	180	-90
Phase Offset for Input D	0	90	0	90

Table 3: Isolation at A,B,C and D.

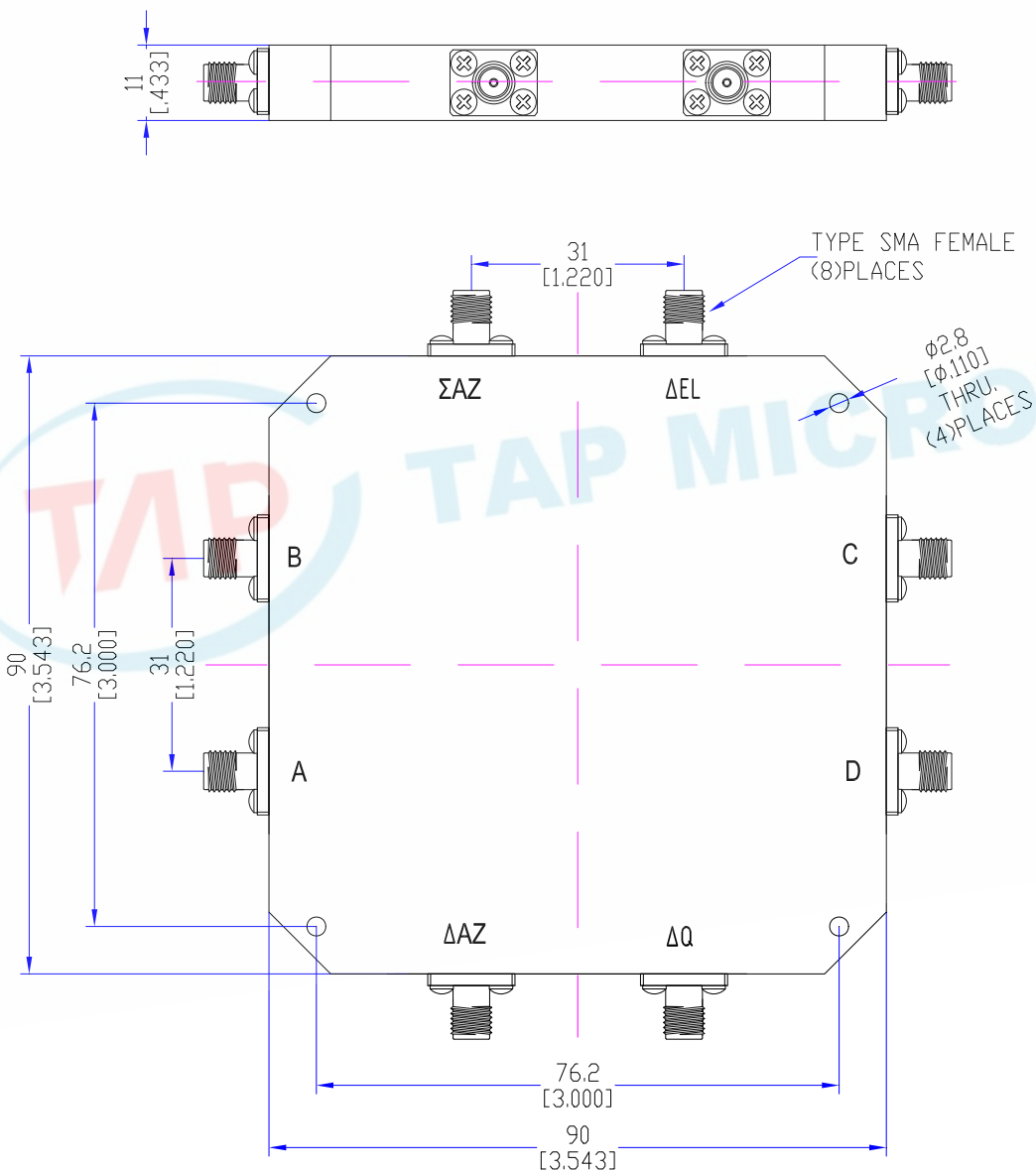
	A	B	C	D
A	X	ISO	ISO	ISO
B	ISO	X	ISO	ISO
C	ISO	ISO	X	ISO
D	ISO	ISO	ISO	X



Table 4: Isolation at Σ AZ, Δ EL, Δ AZ and Δ Q.

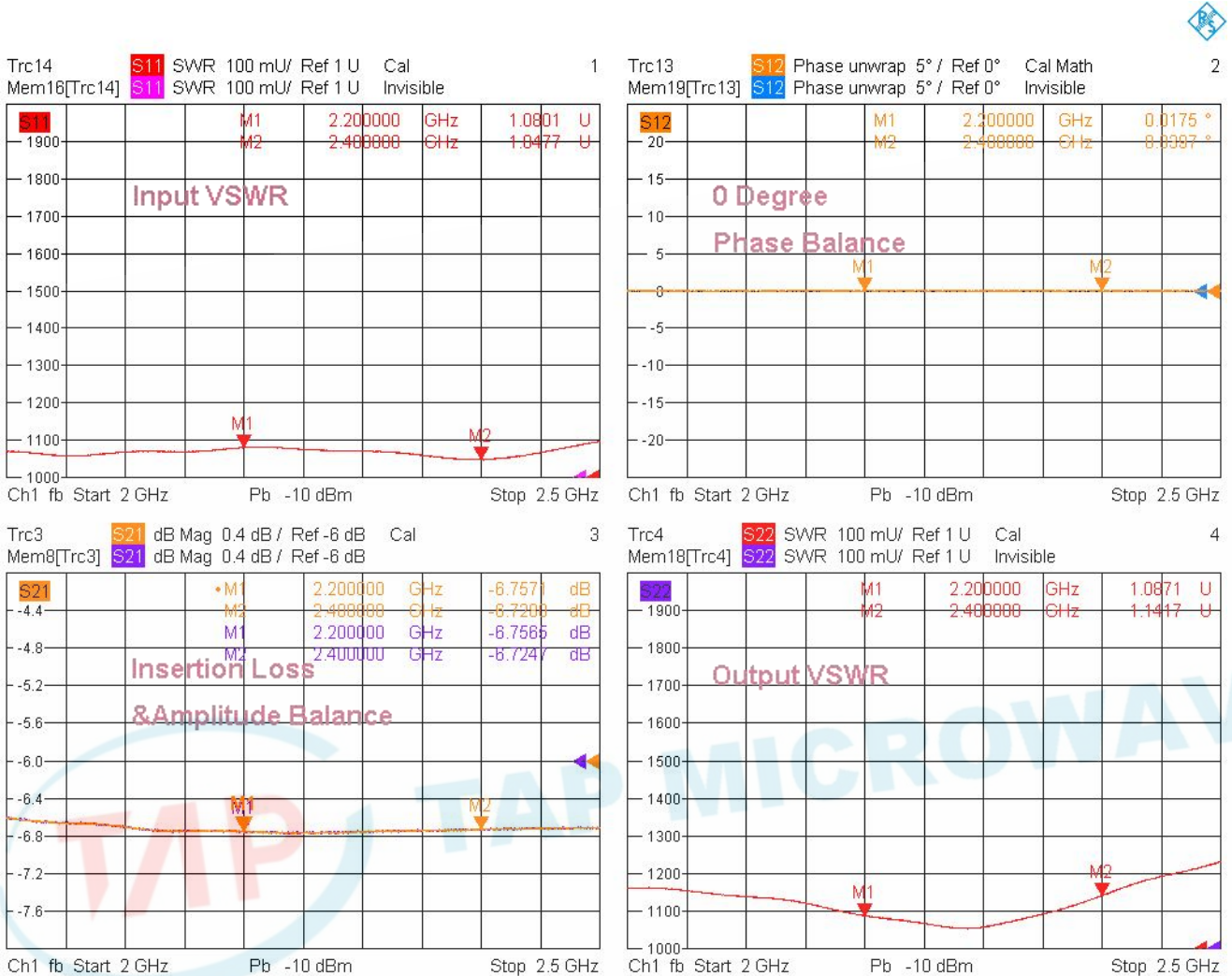
	Σ AZ	Δ EL	Δ AZ	Δ Q
Σ AZ	X	ISO	ISO	ISO
Δ EL	ISO	X	ISO	ISO
Δ AZ	ISO	ISO	X	ISO
Δ Q	ISO	ISO	ISO	X

Outline Drawing



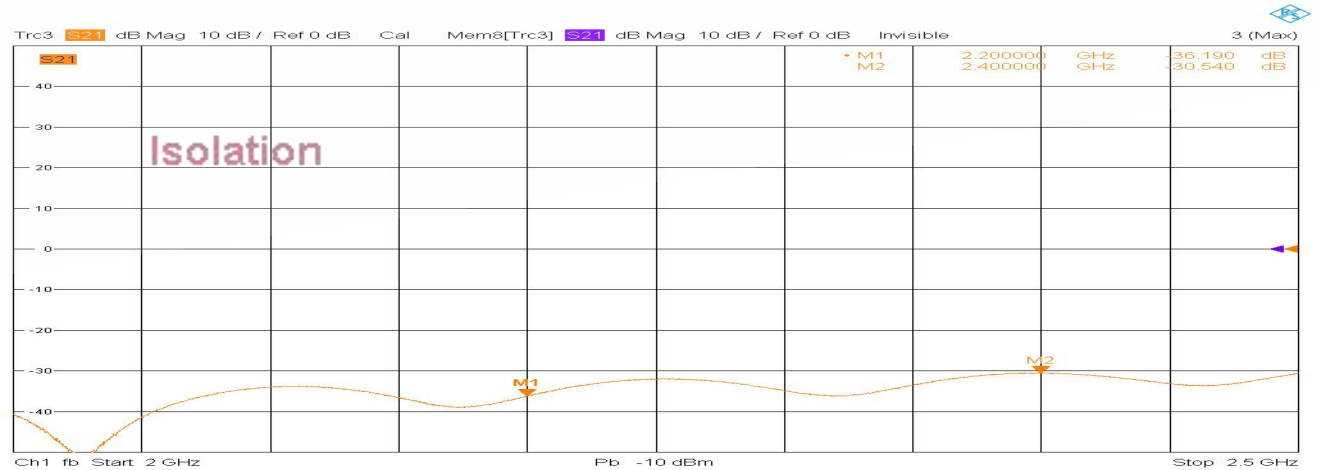
Typical Performance

1. Insertion Loss, Amplitude & Phase Balance, VSWR_ 0°



5/6/2024, 9:23 AM

2. Isolation



5/6/2024, 9:14 AM

