

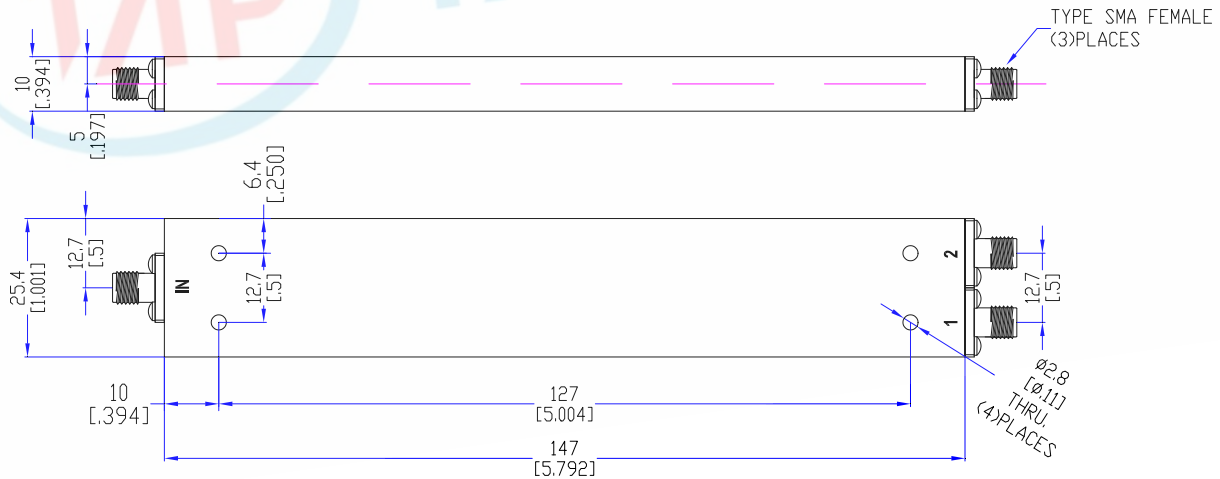
## Model TPD07265A2A

### Features

Excellent phase& amplitude balance  
 Low Insertion Loss& VSWR  
 High Isolation

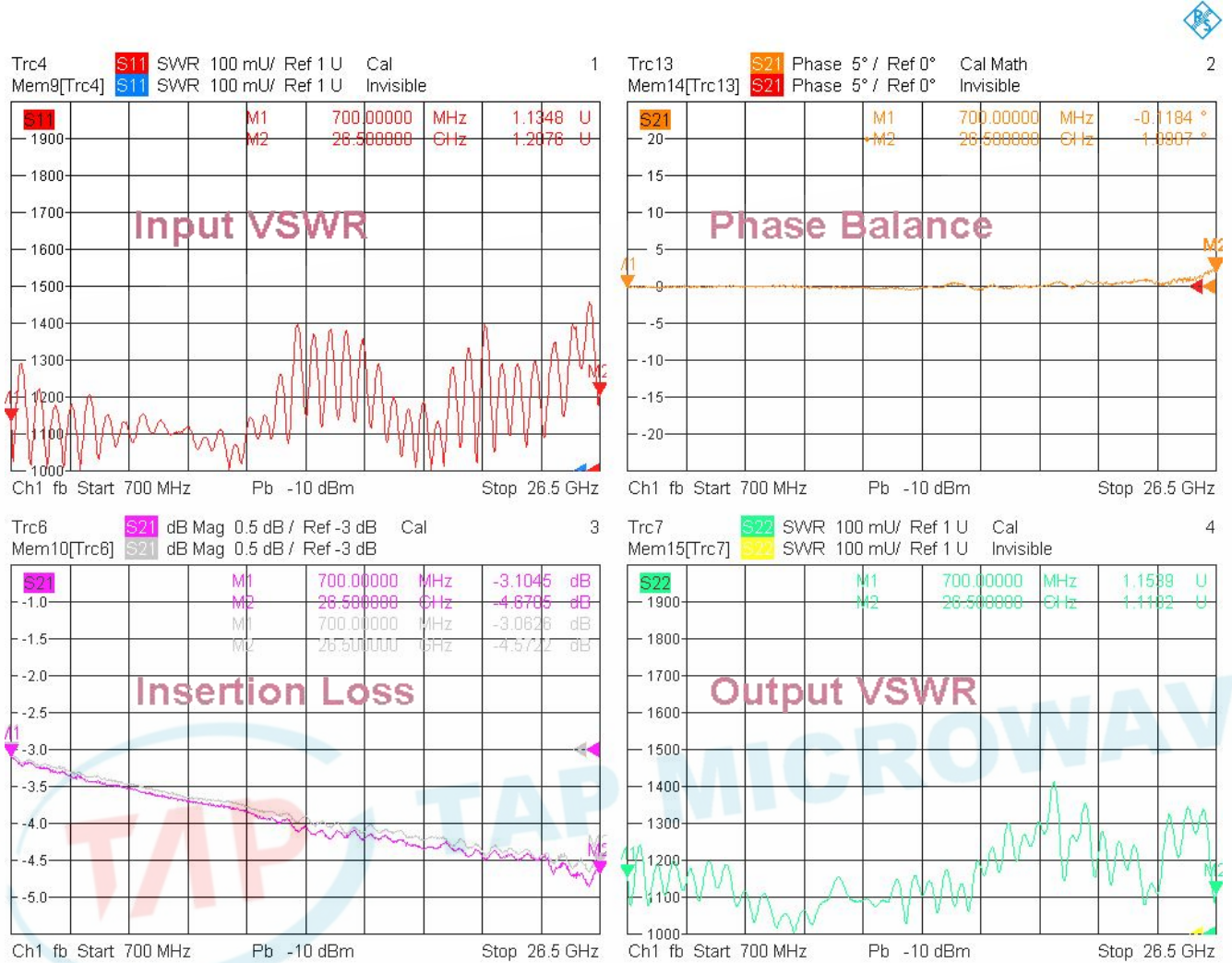
Technical Data Sheet			
Frequency Range	0.7~26.5GHz	Finish	Painted Blue_ RAL #5007
Insertion Loss	≤2.4dB (Above 3.01dB Split)	Connector Body	Passivated Stainless Steel
VSWR	Input ≤1.60:1 Output ≤1.60:1	Housing	Aluminum, 6061 T6 Clear Chem Conversion Film
Isolation	≥16dB	Connector Pin	Beryllium Copper, Gold Plate
Amplitude Balance	≤±0.5dB	Solder	Lead Free, RoHS Compliant
Phase Balance	≤±5°	Operating Temperature	-55~+85°C
Power Handling	Forward ≤30Watt; Reversed ≤1Watt	Operating Humidity	Up to 95%,Non- Condensing
Impedance	50Ω	Weight	110g
Port Connectors	SMA-Female		

<sup>1</sup>Power Handling guaranteed when load's VSWR within 1.50:1.



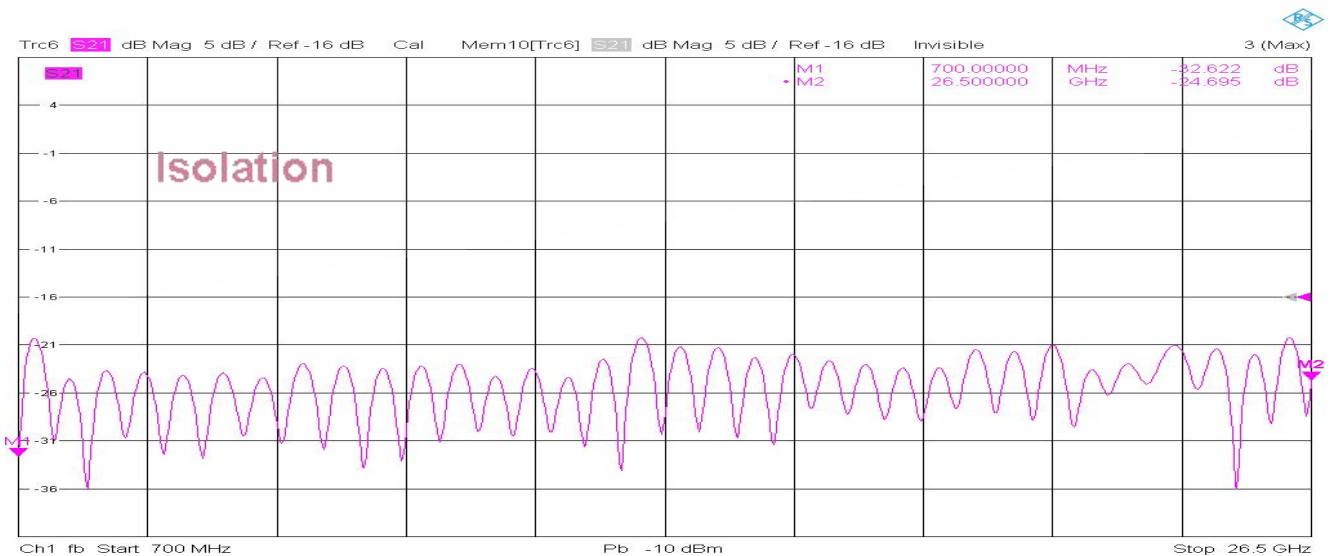
## Typical Performance

### 1. Insertion Loss, Amplitude &Phase Balance, VSWR



10/17/2023, 9:07 AM

### 2. Isolation



10/17/2023, 9:06 AM

