

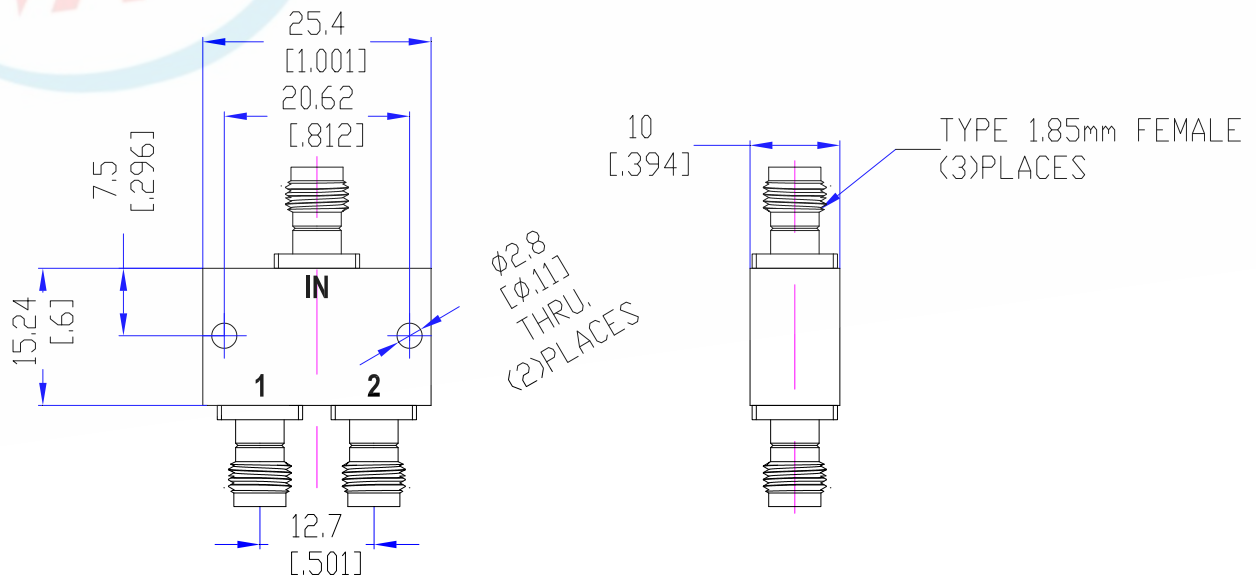
Model TPD100670A2

Features

Excellent phase & amplitude balance
 Low Insertion Loss & VSWR
 High Isolation

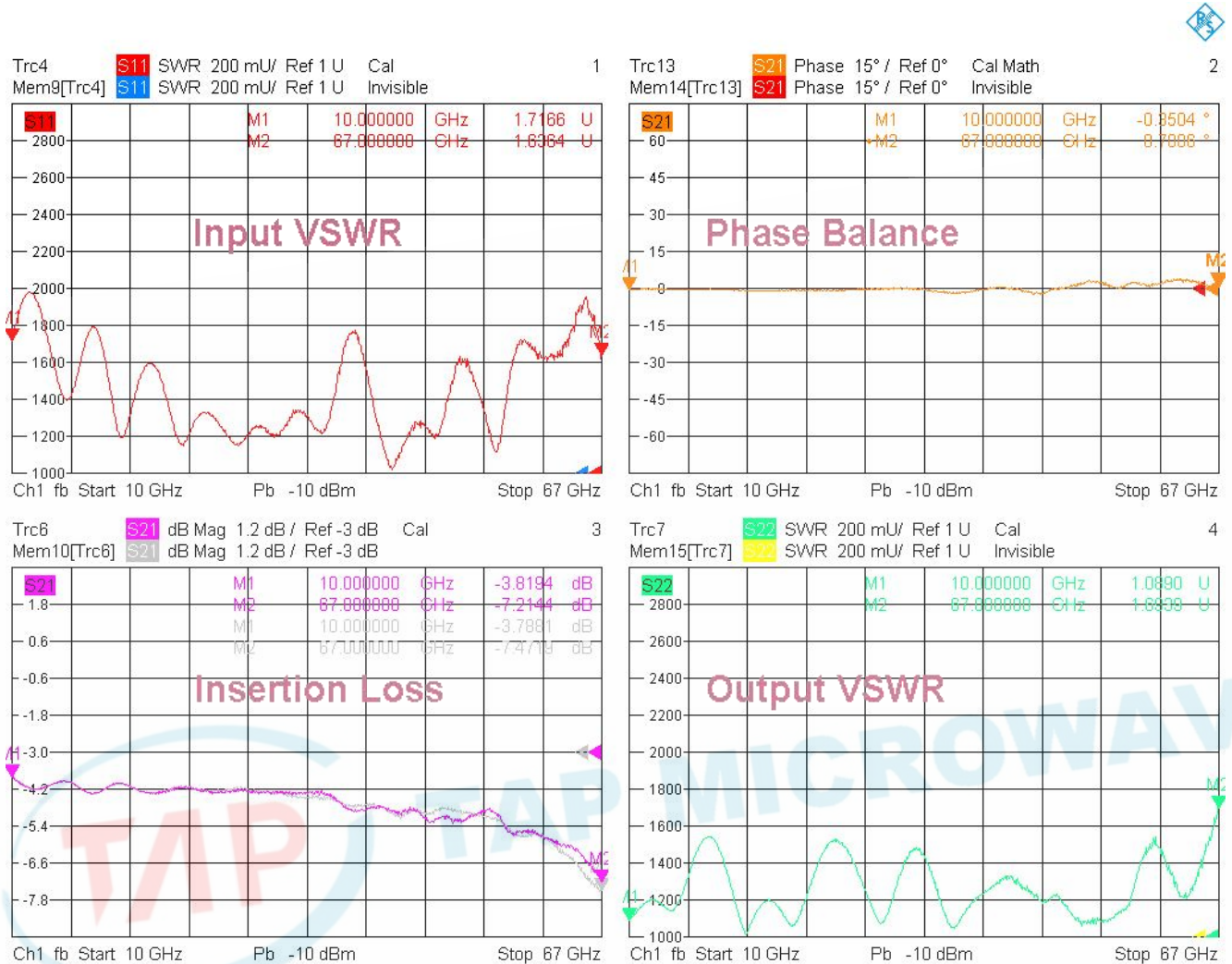
Technical Data Sheet			
Frequency Range	10~67GHz	Finish	Painted Blue_ RAL #5007
Insertion Loss	≤5.8dB (Above 3.01dB Split)	Connector Body	Passivated Stainless Steel
VSWR	Input ≤2.50:1 Output ≤2.50:1	Housing	Aluminum, 6061 T6 Clear Chem Conversion Film
Isolation	≥8dB	Connector Pin	Beryllium Copper, Gold Plate
Amplitude Balance	≤±1.2dB	Solder	Lead Free, RoHS Compliant
Phase Balance	≤±15°	Operating Temperature	-55~+85°C
¹ Power Handling	Forward ≤10Watt; Reversed ≤0.5Watt	Operating Humidity	Up to 95%, Non-Condensing
Impedance	50Ω	Weight	30g
Port Connectors	1.85mm-Female		

¹Power Handling guaranteed when load's VSWR within 1.50:1.



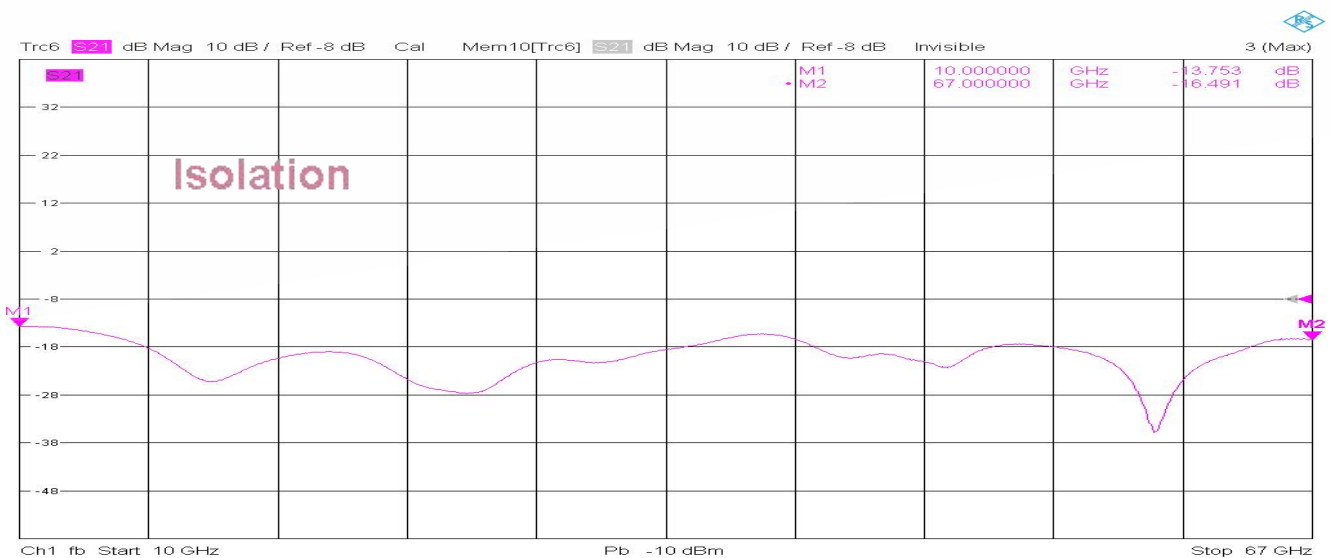
Typical Performance

1. Insertion Loss, Amplitude & Phase Balance, VSWR



6/21/2024, 4:59 PM

2. Isolation



6/21/2024, 4:57 PM

