

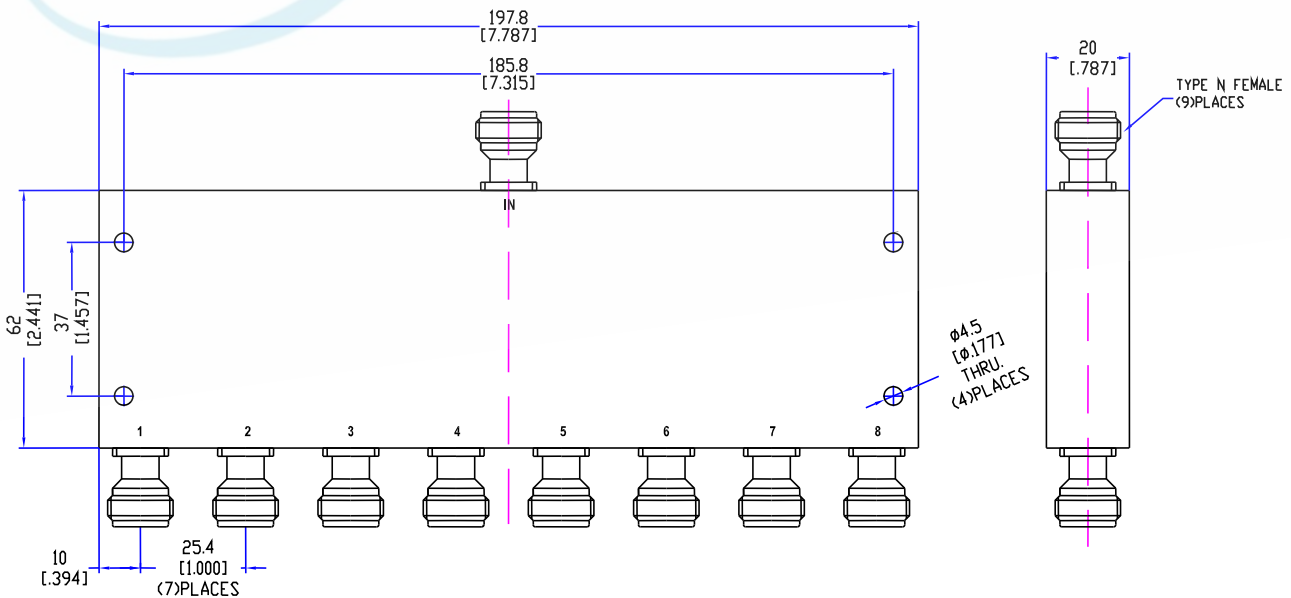
## Model TPD4450N8

### Features

- Excellent phase & amplitude balance
- Low Insertion Loss & VSWR
- High Isolation

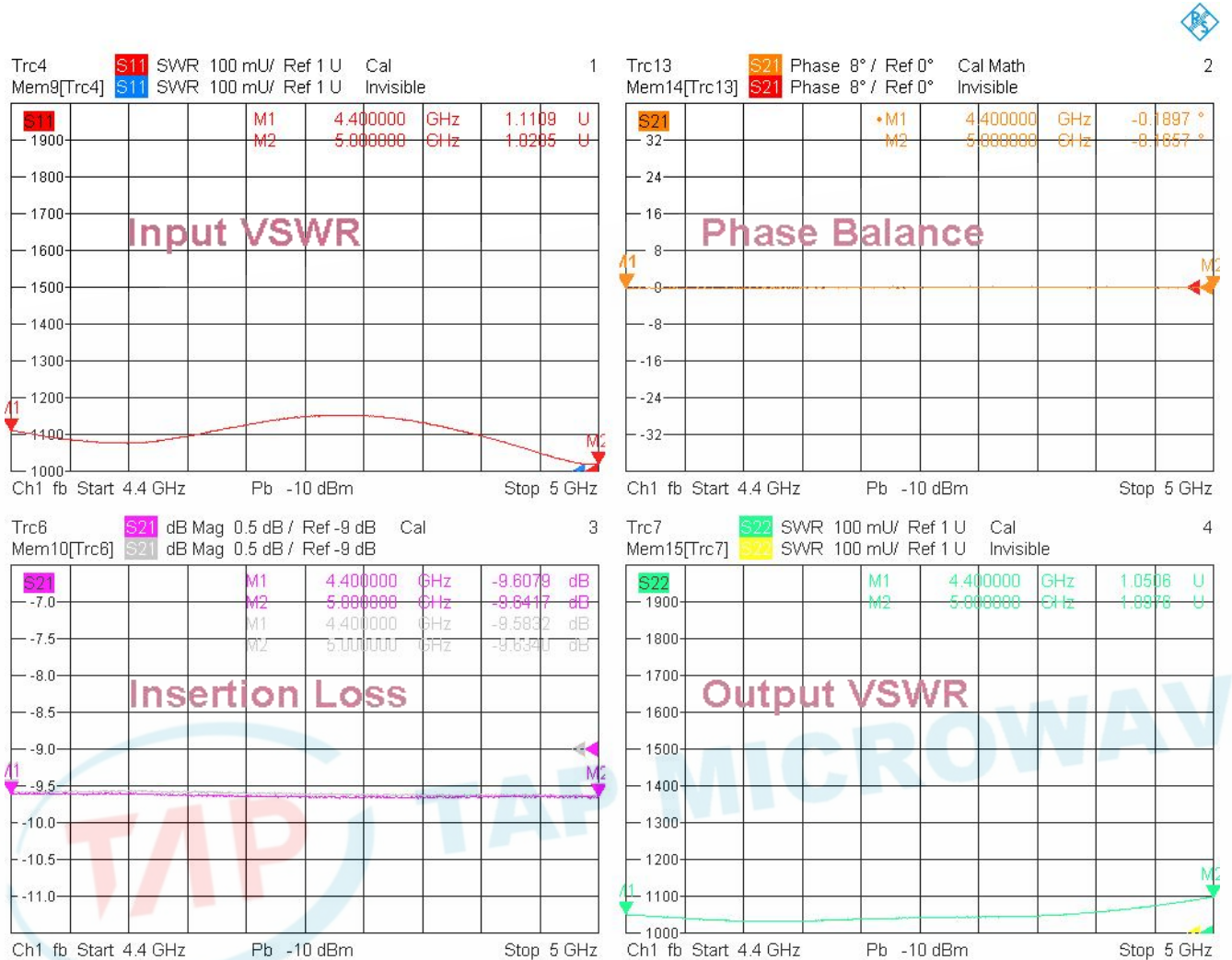
Technical Data Sheet			
Frequency Range	4.4~5.0GHz	Finish	Painted Blue_ RAL #5007
Insertion Loss	≤2.0dB (Above 9.03dB Split)	Connector Body	Brass, Tri-Alloy Plate
VSWR	Input ≤1.60:1 Output ≤1.40:1	Housing	Aluminum, 6061 T6 Clear Chem Conversion Film
Isolation	≥16dB	Connector Pin	Beryllium Copper, Gold Plate
Amplitude Balance	≤±0.8dB	Solder	Lead Free, RoHS Compliant
Phase Balance	≤±8°	Operating Temperature	-40~+70°C
<sup>1</sup> Power Handling	Forward ≤30Watt; Reversed ≤1Watt	Operating Humidity	Up to 95%, Non- Condensing
Impedance	50Ω	Weight	310g
Port Connectors	N-Female		

<sup>1</sup>Power Handling guaranteed when load's VSWR within 1.50:1.



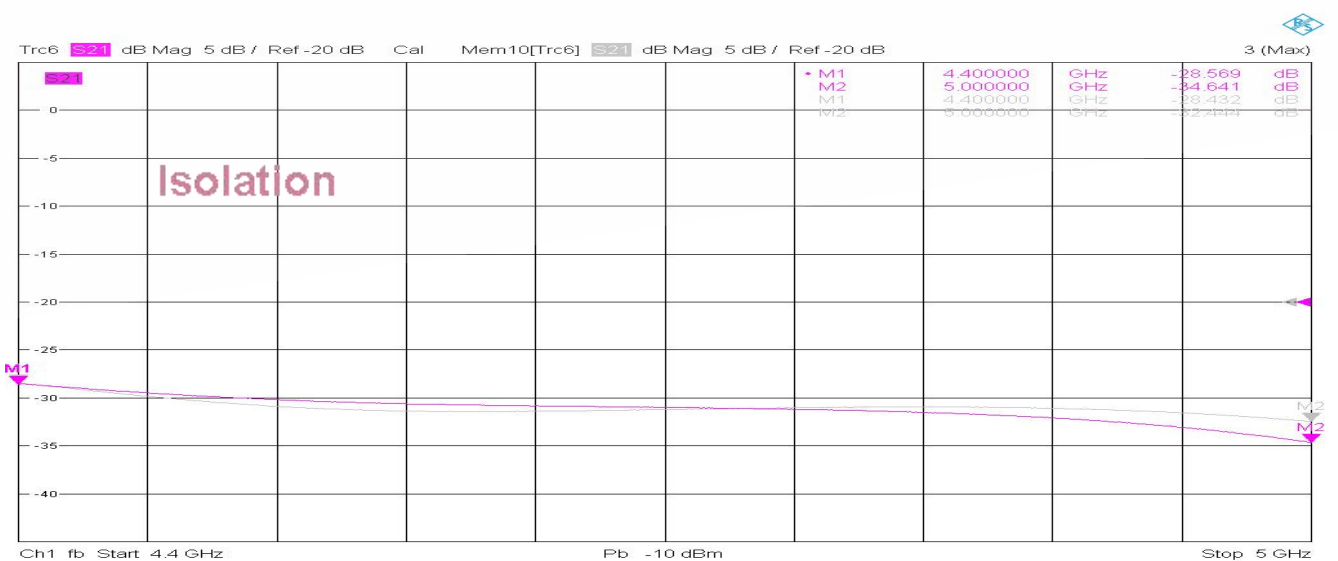
## Typical Performance

### 1. Insertion Loss, Amplitude & Phase Balance, VSWR



7/19/2023, 12:56 PM

### 2. Isolation



7/19/2023, 1:06 PM

