

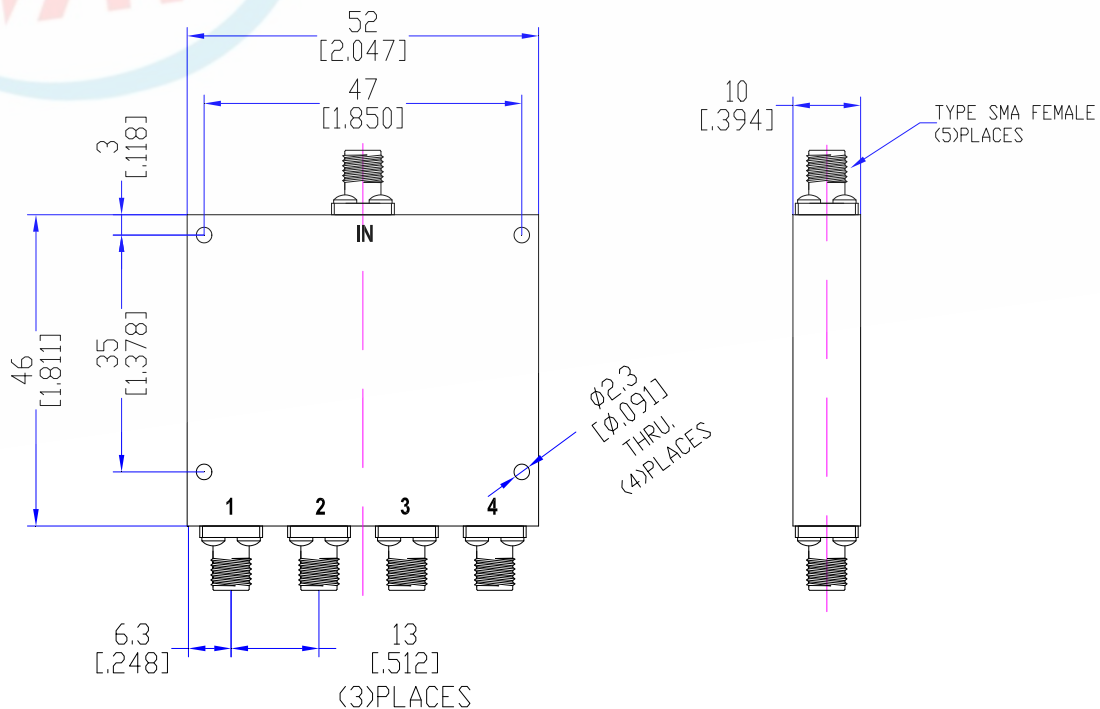
Model TPD60265A4

Features

- Excellent phase& amplitude balance
- Low Insertion Loss& VSWR
- High Isolation

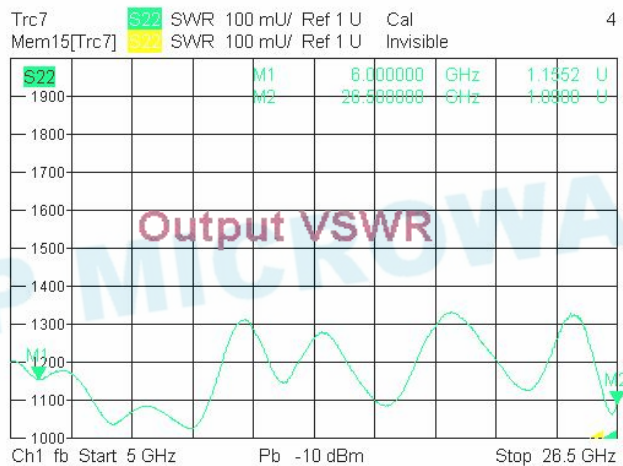
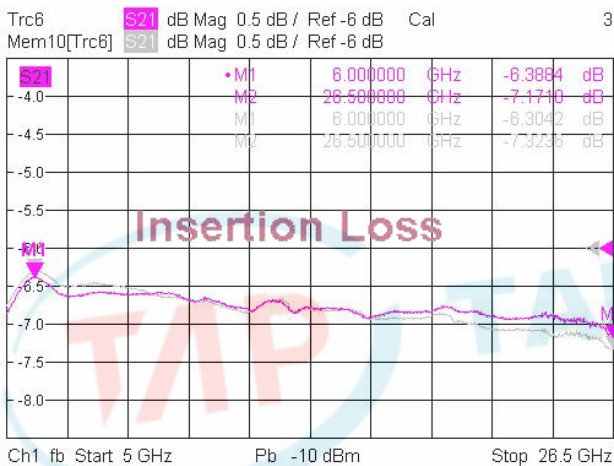
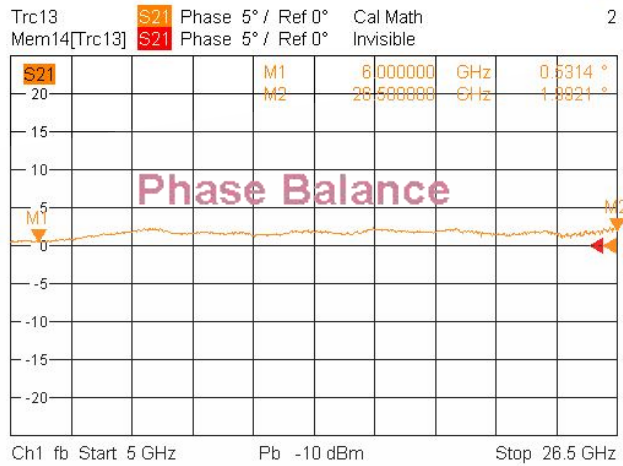
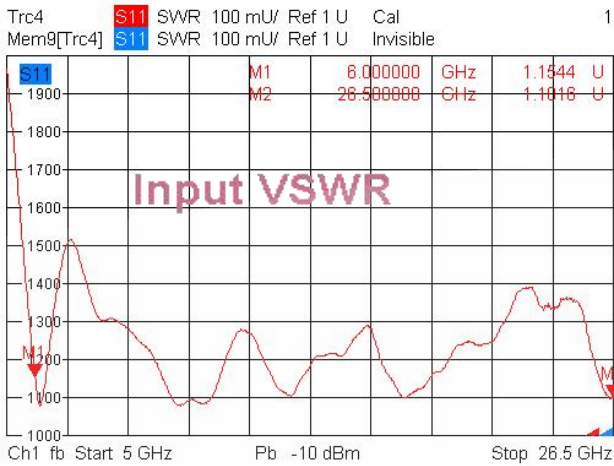
Technical Data Sheet			
Frequency Range	6~26.5GHz	Finish	Painted Blue_ RAL #5007
Insertion Loss	≤1.5dB (Above 6.02dB Split)	Connector Body	Passivated Stainless Steel
VSWR	Input ≤1.60:1 Output ≤1.60:1	Housing	Aluminum, 6061 T6 Clear Chem Conversion Film
Isolation	≥16dB	Connector Pin	Beryllium Copper, Gold Plate
Amplitude Balance	≤±0.5dB	Solder	Lead Free, RoHS Compliant
Phase Balance	≤±5°	Operating Temperature	-55~+85°C
¹ Power Handling	Forward ≤15Watt; Reversed ≤1Watt	Operating Humidity	Up to 95%, Non- Condensing
Impedance	50Ω	Weight	50g
Port Connectors	SMA-Female		

¹Power Handling guaranteed when load's VSWR within 1.50:1.



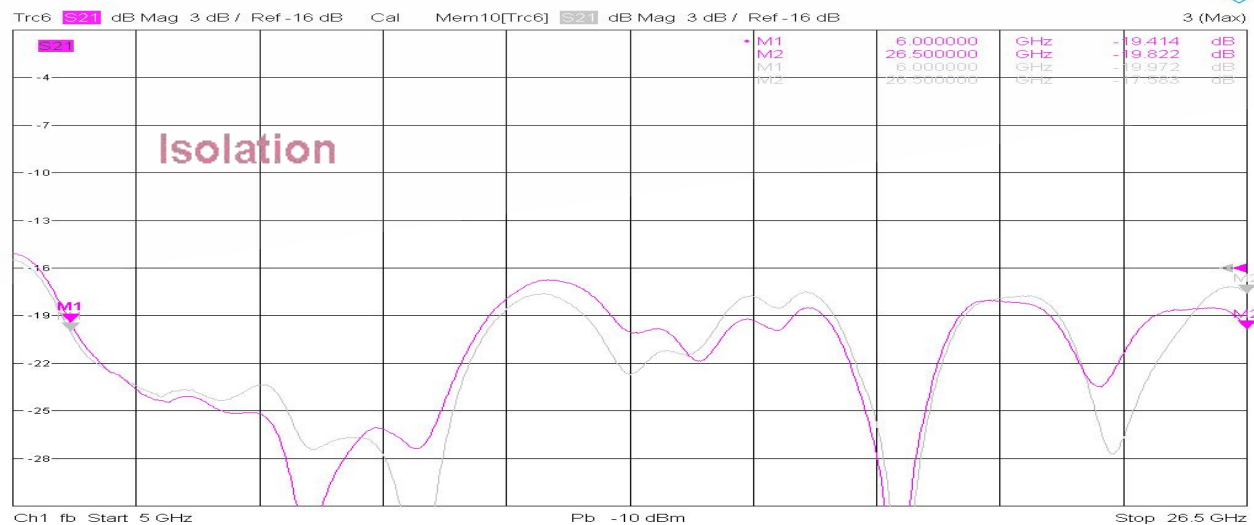
Typical Performance

1. Insertion Loss, Amplitude & Phase Balance, VSWR



4/26/2023, 1:51 PM

2. Insertion Loss



4/26/2023, 1:52 PM

