

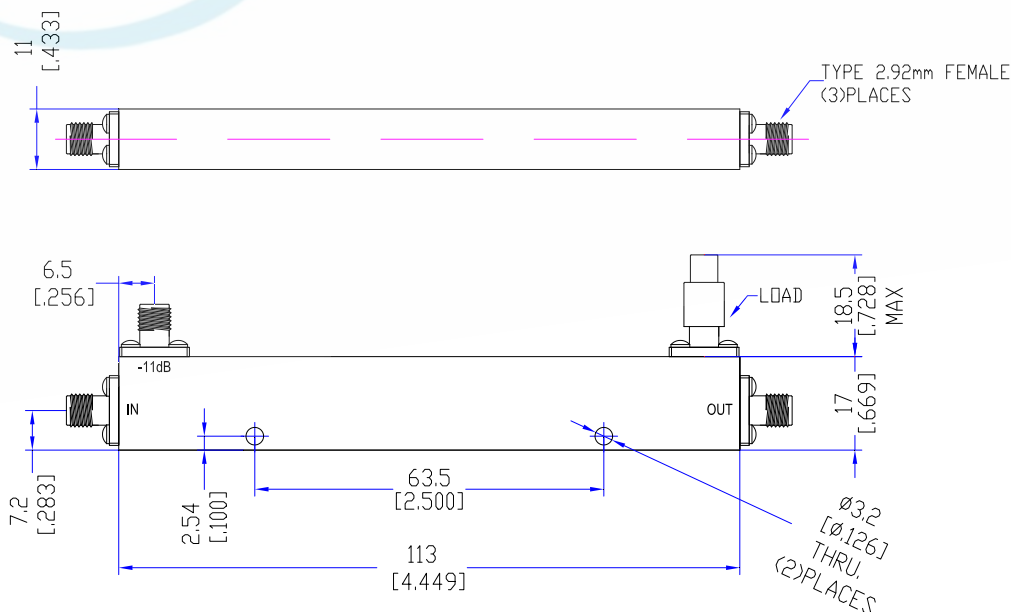
Model TDC05400A11

Features

Low VSWR
High Directivity
Broadband & Miniature Size

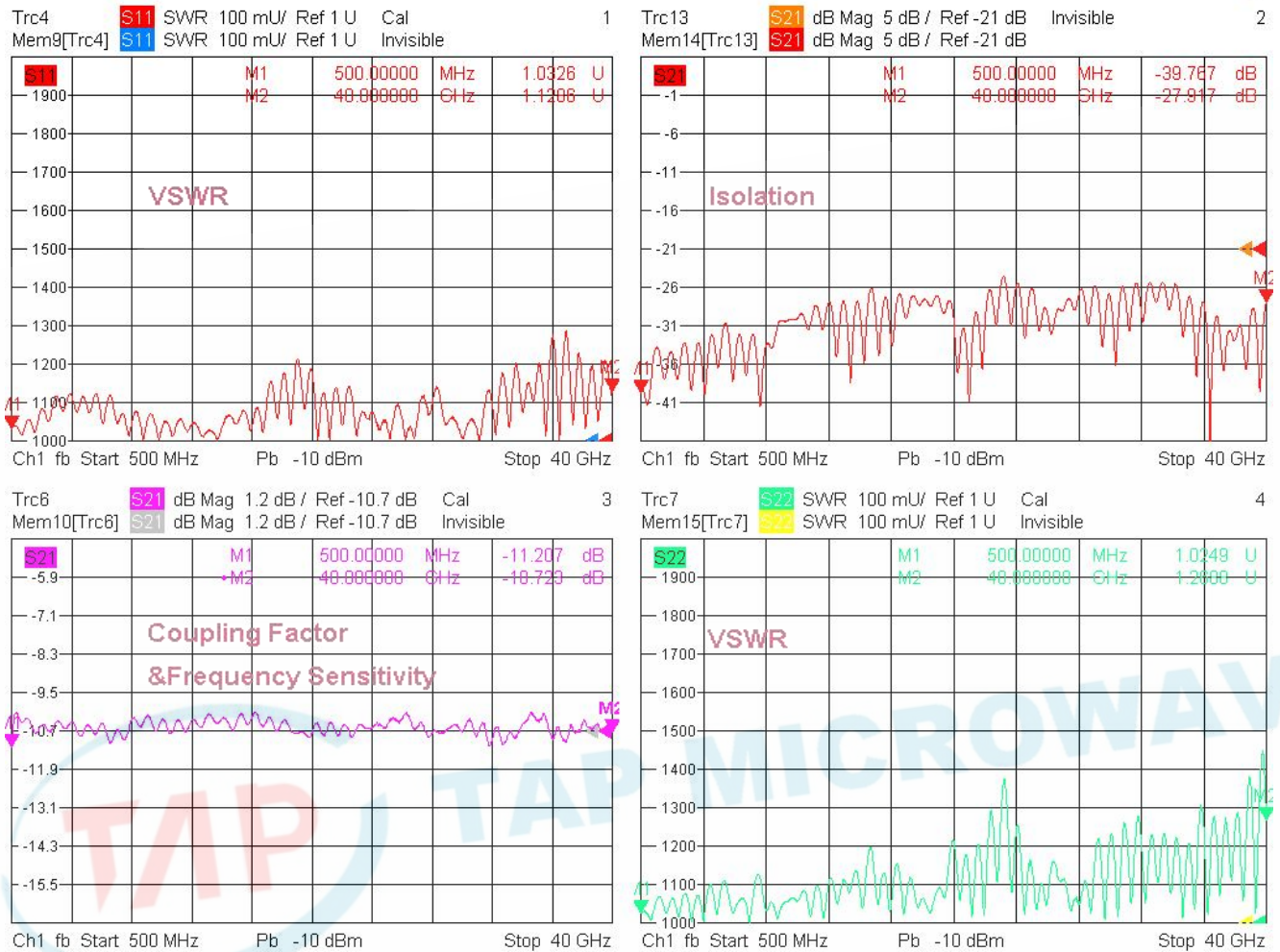
Technical Data Sheet			
Frequency Range	0.5~40GHz	Finish	Painted Blue_ RAL #5007
Insertion Loss	≤3.5dB (Excl. Coupling Loss 0.36dB)	Connector Body	Passivated Stainless Steel
Coupling Factor	≤11±1.0dB	Housing	Aluminum, 6061 T6 Clear Chem Conversion Film
Coupling Sensitivity	≤±1.2dB	Connector Pin	Beryllium Copper, Gold Plate
Directivity	≥10dB	Solder	Lead Free, RoHS Compliant
VSWR	Primary ≤1.60:1 Secondary ≤1.60:1	Operating Temperature	-55~+85°C
¹ Power Handling	Incident ≤20Watt; Reflected ≤1Watt	Operating Humidity	Up to 95%, Non- Condensing
Impedance	50Ω	Weight	80g
Port Connectors	2.92mm-Female		

¹Power Handling guaranteed when load's VSWR within 1.50:1.



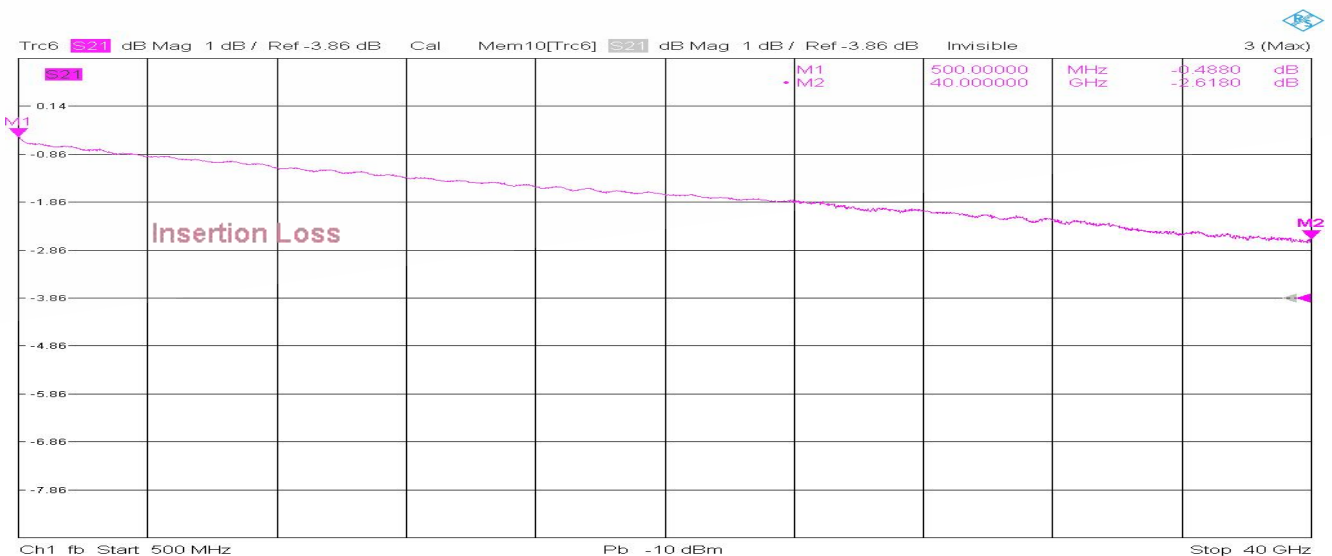
Typical Performance

1. Coupling Factor & Sensitivity, Isolation, VSWR



11/14/2022, 11:10 AM

2. Insertion Loss



11/14/2022, 1:02 PM

