

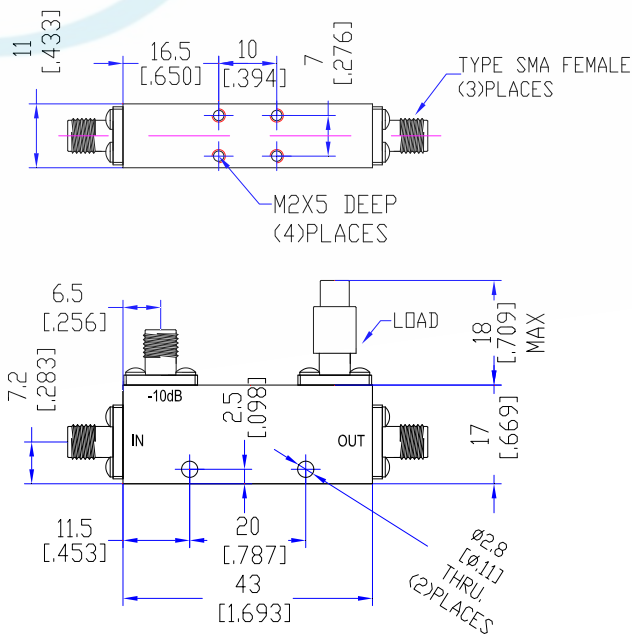
Model TDC20180A10B

Features

Low VSWR
High Directivity
Broadband & Miniature Size

Technical Data Sheet			
Frequency Range	2~18GHz	Finish	Painted Blue_ RAL #5007
Insertion Loss	≤0.7dB (Excl. Coupling Loss 0.46dB)	Connector Body	Passivated Stainless Steel
Coupling Factor	≤10±0.5dB	Housing	Aluminum, 6061 T6 Clear Chem Conversion Film
Coupling Sensitivity	≤±0.5dB	Connector Pin	Beryllium Copper, Gold Plate
Directivity	≥15dB	Solder	Lead Free, RoHS Compliant
VSWR	Primary ≤1.40:1 Secondary ≤1.40:1	Operating Temperature	-55~+85°C
¹ Power Handling	Incident ≤50Watt; Reflected ≤2Watt	Operating Humidity	Up to 95%, Non- Condensing
Impedance	50Ω	Weight	30g
Port Connectors	SMA-Female		

¹Power Handling guaranteed when load's VSWR within 1.50:1.

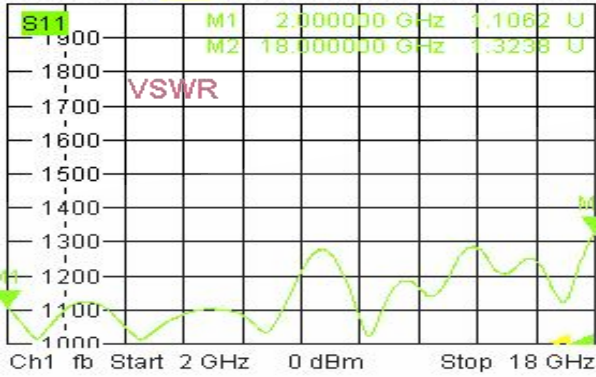


Typical Performance

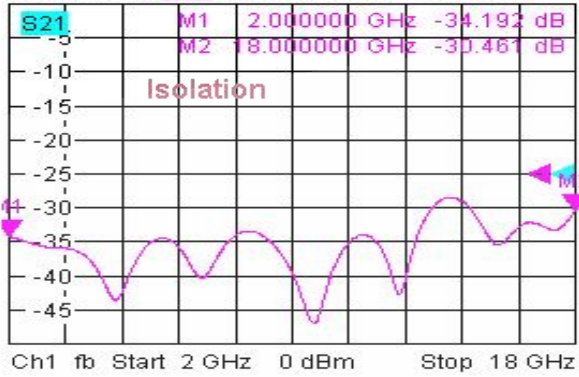
1. Coupling Factor & Sensitivity, Isolation, VSWR



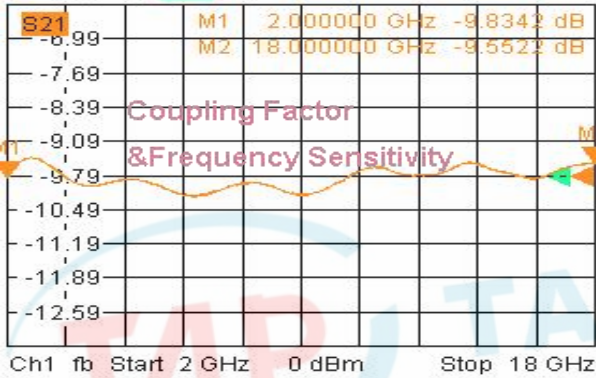
Trc1 Mem5[Trc1] S11 SWR 100 mU/ Ref 1 U Cal Invisi



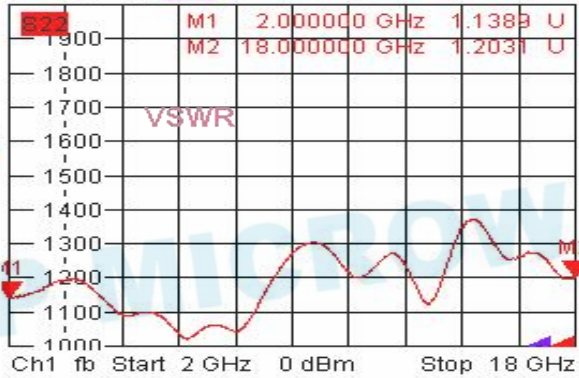
Trc2 Mem6[Trc2] S21 dB Mag 5 dB / Ref -25 dB II S21 dB Mag 5 dB / Ref -25 dB



Trc3 Mem7[Trc3] S21 dB Mag 0.7 dB / Ref -9.79 dB S21 dB Mag 0.7 dB / Ref -9.79 dB



Trc4 Mem8[Trc4] S22 SWR 100 mU/ Ref 1 U Cal Invisi S22 SWR 100 mU/ Ref 1 U Invisi

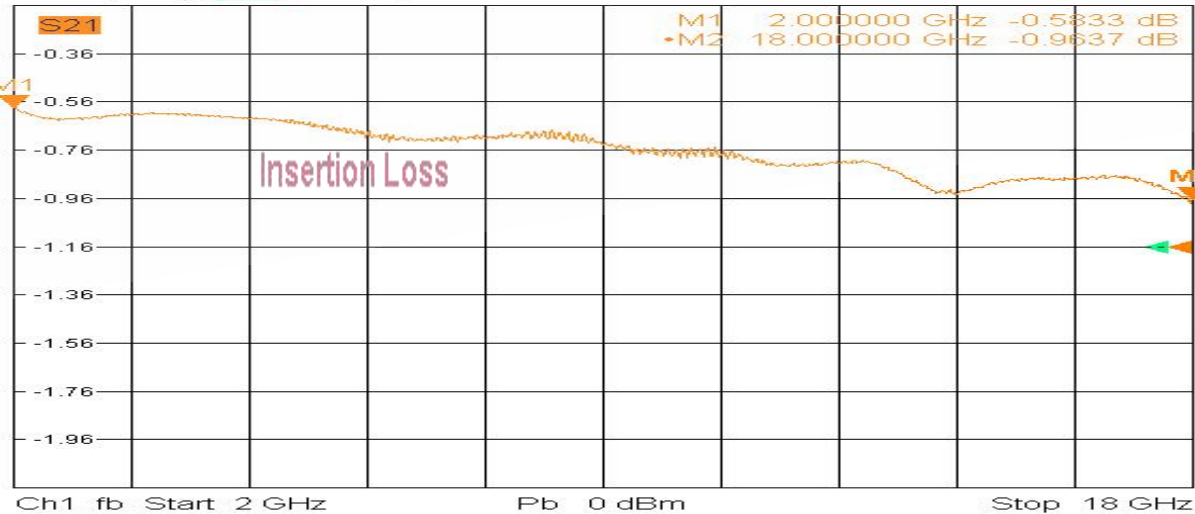


4/28/2019, 10:52 PM

2. Insertion Loss



Trc3 Mem7[Trc3] S21 dB Mag 0.2 dB / Ref -1.16 dB S21 dB Mag 0.2 dB / Ref -1.16 dB Cal Math Invisible 3 (Max)



4/28/2019, 11:03 PM

