

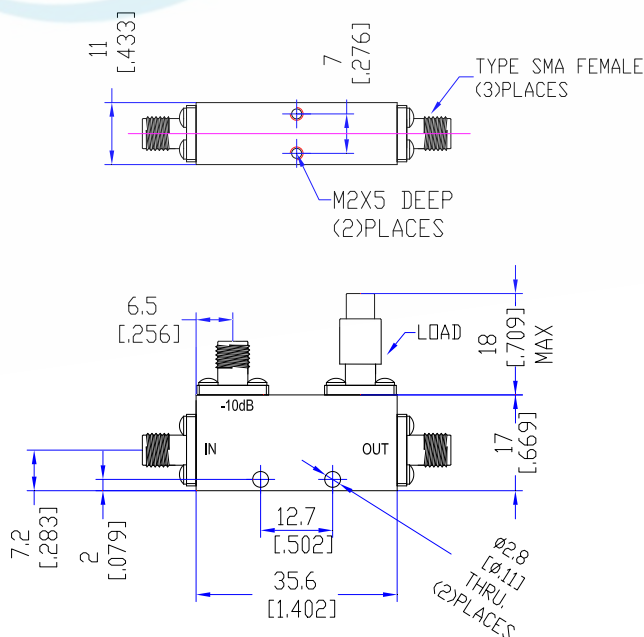
Model TDC80120A10

Features

Low VSWR
High Directivity
Broadband & Miniature Size

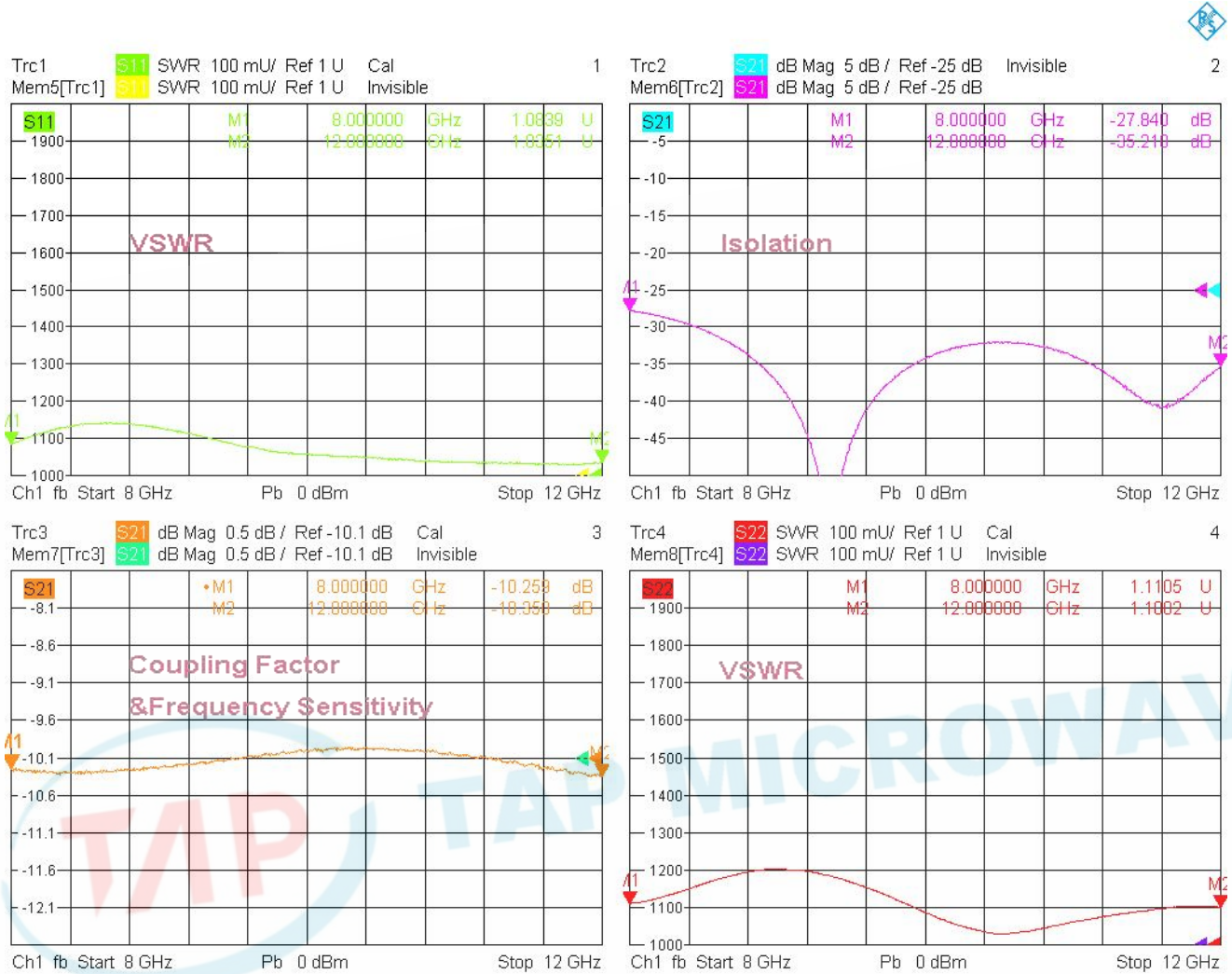
| Technical Data Sheet | | | |
|-----------------------------|---------------------------------------|-----------------------|-------------------------------------------------|
| Frequency Range | 8~12GHz | Finish | Painted Blue_ RAL #5007 |
| Insertion Loss | ≤0.5dB (Excl. Coupling Loss 0.46dB) | Connector Body | Passivated Stainless Steel |
| Coupling Factor | ≤10±0.5dB | Housing | Aluminum, 6061 T6 Clear Chem Conversion Film |
| Coupling Sensitivity | ≤±0.5dB | Connector Pin | Beryllium Copper, Gold Plate |
| Directivity | ≥15dB | Solder | Lead Free, RoHS Compliant |
| VSWR | Primary ≤1.40:1 Secondary ≤1.40:1 | Operating Temperature | -55~+85°C |
| ¹ Power Handling | Incident ≤50Watt; Reflected ≤2Watt | Operating Humidity | Up to 95%, Non- Condensing |
| Impedance | 50Ω | Weight | 30g |
| Port Connectors | SMA-Female | | |

¹Power Handling guaranteed when load's VSWR within 1.50:1.



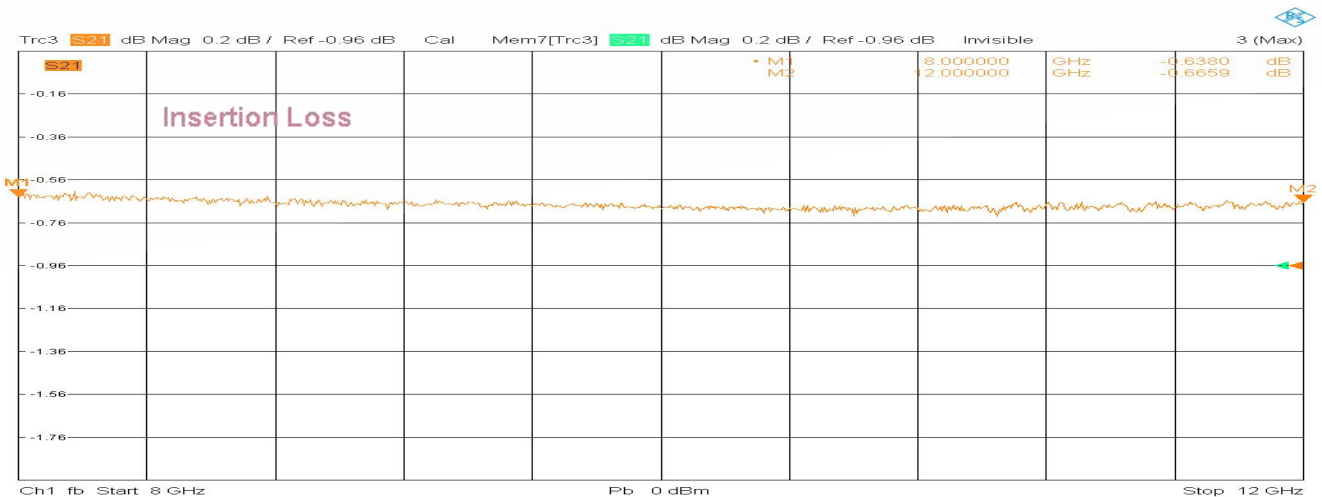
Typical Performance

1. Coupling Factor & Sensitivity, Isolation, VSWR



11/1/2021, 1:16 PM

2. Insertion Loss



11/1/2021, 1:14 PM

