

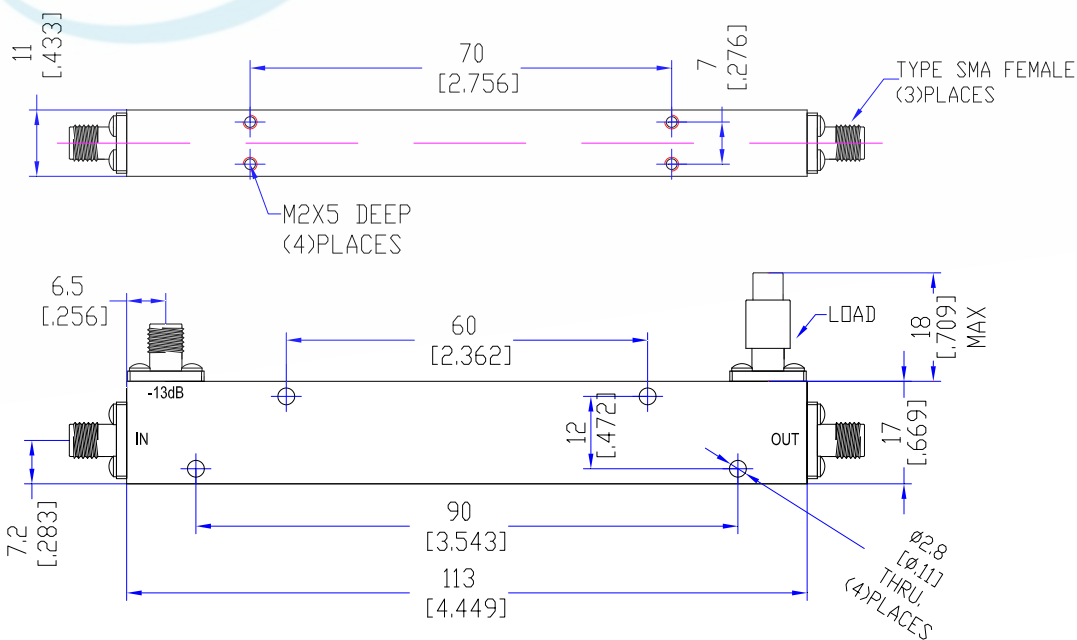
Model TDC05180A13

Features

Low VSWR
High Directivity
Broadband & Miniature Size

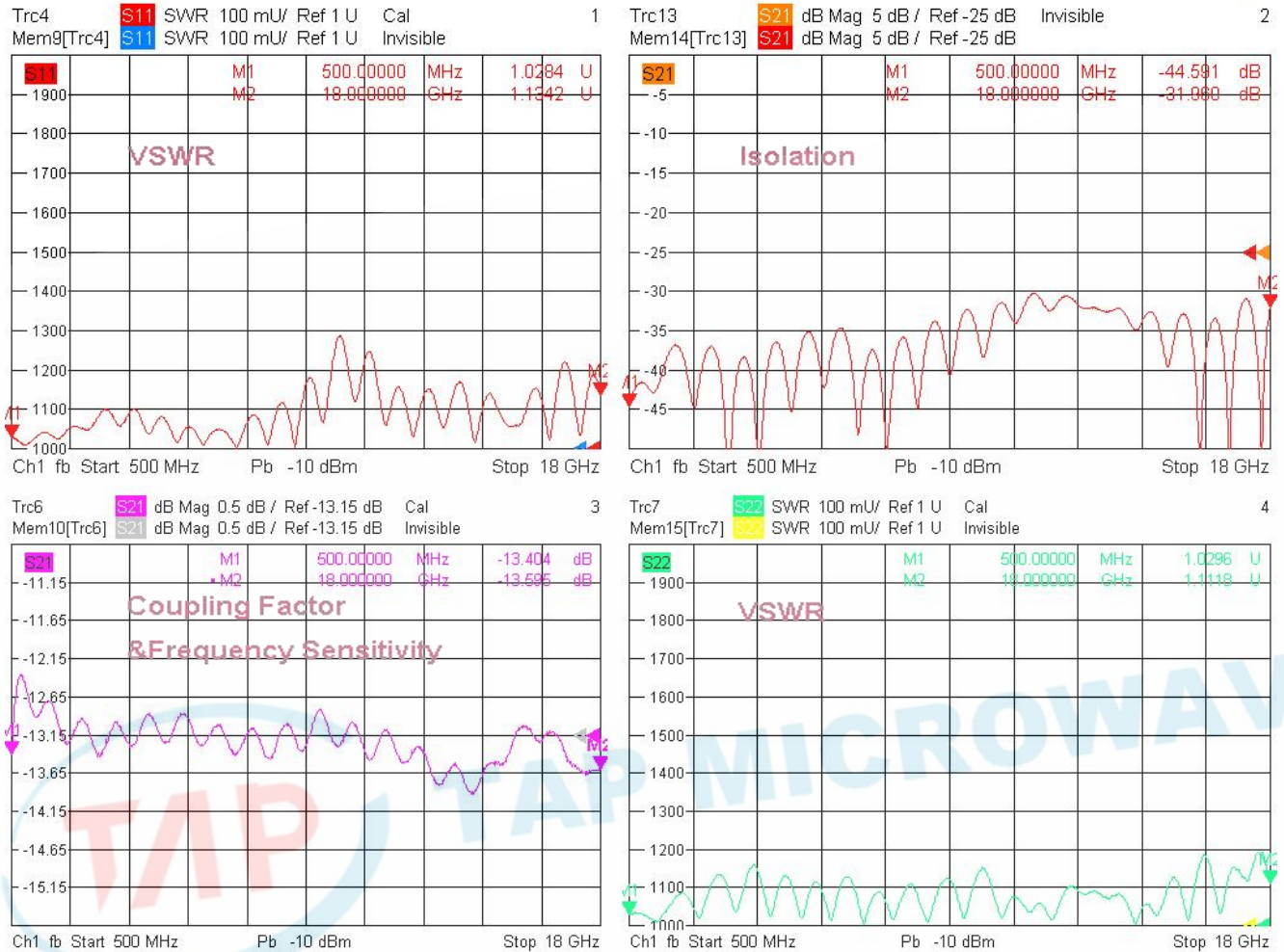
| Technical Data Sheet | | | |
|-----------------------------|---------------------------------------|-----------------------|---|
| Frequency Range | 0.5~18GHz | Finish | Painted Blue_ RAL #5007 |
| Insertion Loss | ≤1.2dB (Excl. Coupling Loss 0.23dB) | Connector Body | Passivated Stainless Steel |
| Coupling Factor | ≤13±1.0dB | Housing | Aluminum, 6061 T6 Clear Chem Conversion Film |
| Coupling Sensitivity | ≤±1.0dB | Connector Pin | Beryllium Copper, Gold Plate |
| Directivity | ≥12dB | Solder | Lead Free, RoHS Compliant |
| VSWR | Primary ≤1.40:1 Secondary ≤1.40:1 | Operating Temperature | -55~+85°C |
| ¹ Power Handling | Incident ≤50Watt; Reflected ≤2Watt | Operating Humidity | Up to 95%, Non- Condensing |
| Impedance | 50Ω | Weight | 70g |
| Port Connectors | SMA-Female | | |

¹Power Handling guaranteed when load's VSWR within 1.50:1.



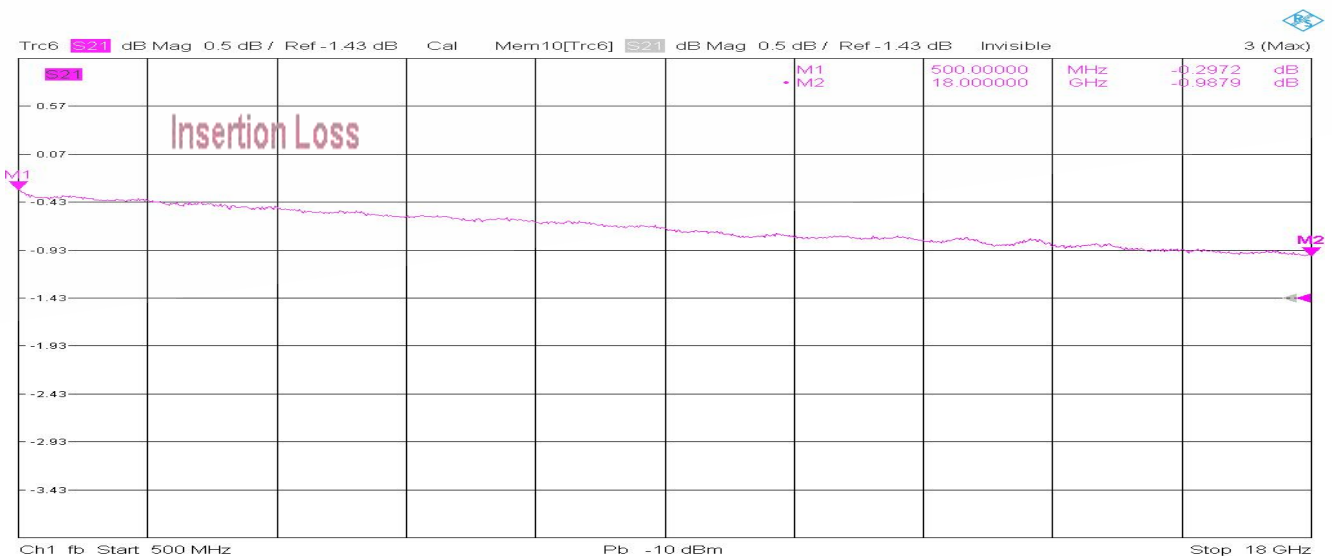
Typical Performance

1. Coupling Factor & Sensitivity, Isolation, VSWR



4/26/2024, 10:41 AM

2. Insertion Loss



4/26/2024, 10:42 AM

