

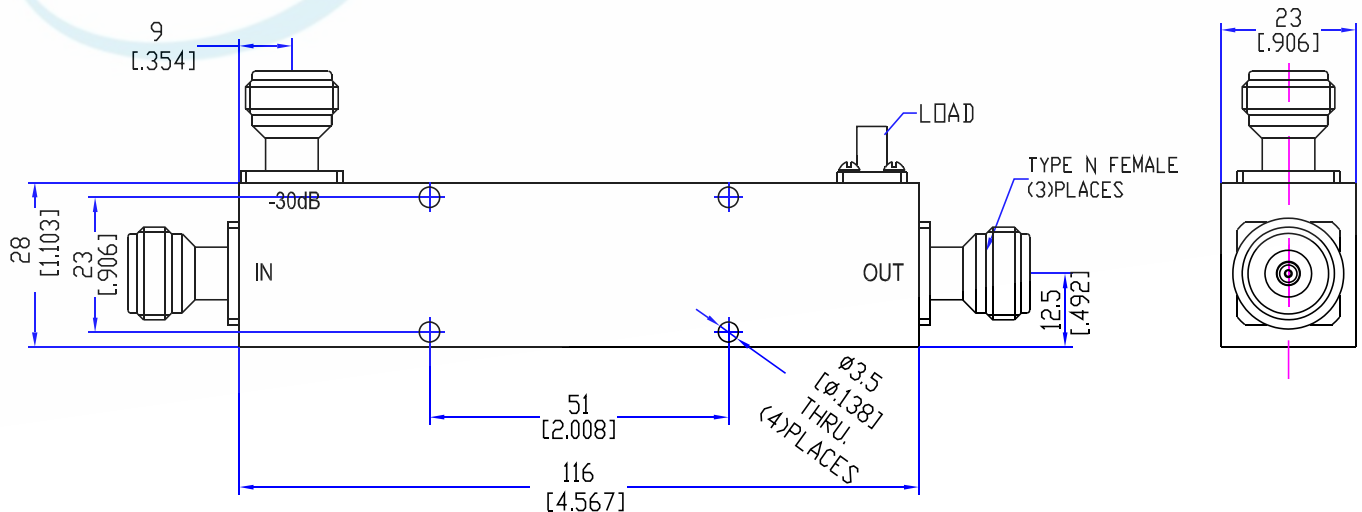
Model TDC05180N30H

Features

Low VSWR
High Directivity
Broadband & Miniature Size

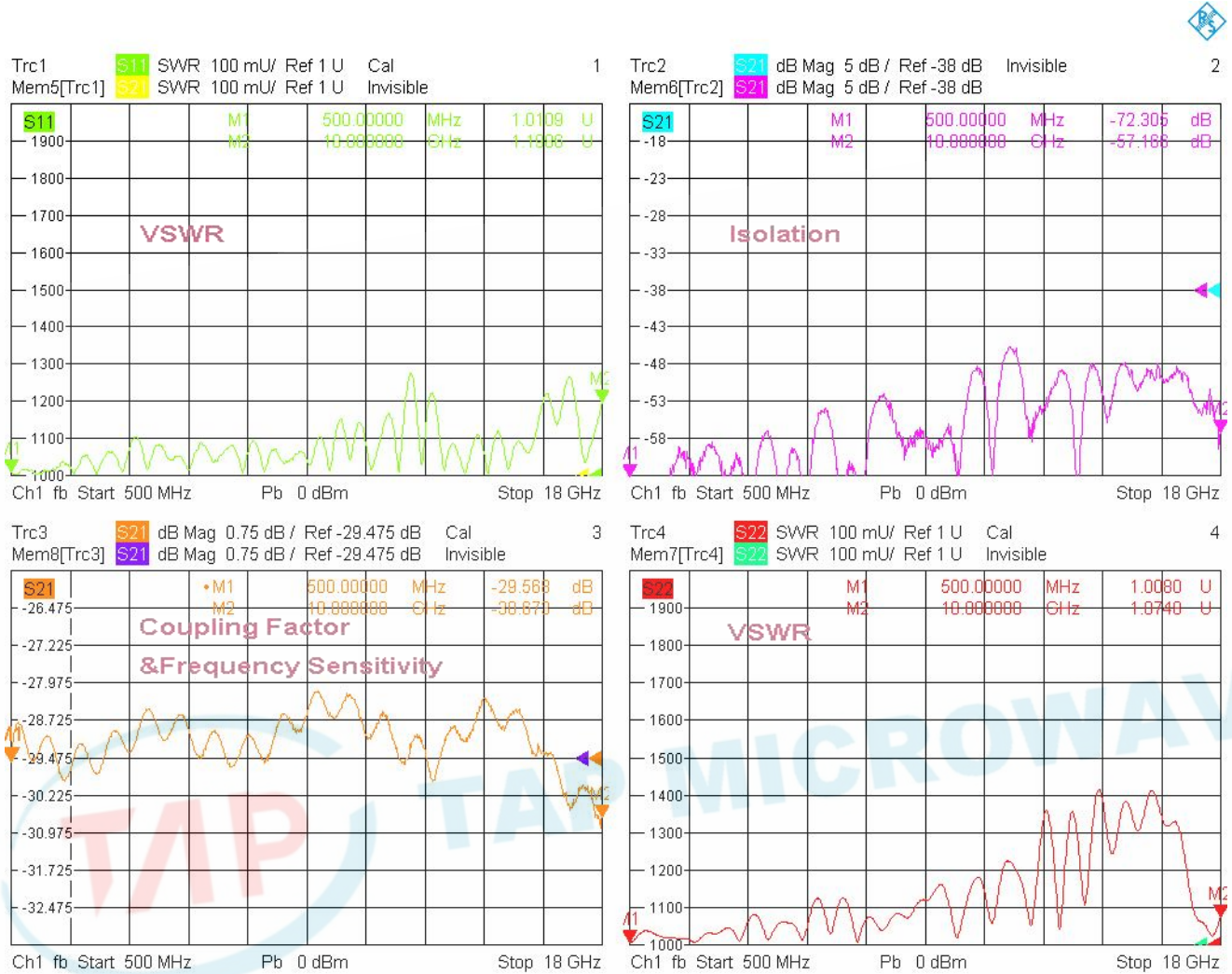
Technical Data Sheet			
Frequency Range	0.5~18GHz	Finish	Painted Blue_ RAL #5007
Insertion Loss	≤1.2dB (Excl. Coupling Loss 0.01dB)	Connector Body	Passivated Stainless Steel
Coupling Factor	≤30±1.5dB	Housing	Aluminum, 6061 T6 Clear Chem Conversion Film
Coupling Sensitivity	≤±1.5dB	Connector Pin	Beryllium Copper, Gold Plate
Directivity	-----	Solder	Lead Free, RoHS Compliant
VSWR	Primary ≤1.50:1 Secondary ≤1.60:1	Operating Temperature	-55~+85°C
¹ Power Handling	Incident ≤100Watt; Reflected ≤100Watt	Operating Humidity	Up to 95%, Non- Condensing
Impedance	50Ω	Weight	260g
Port Connectors	N-Female		

¹Power Handling guaranteed when load's VSWR within 1.50:1.



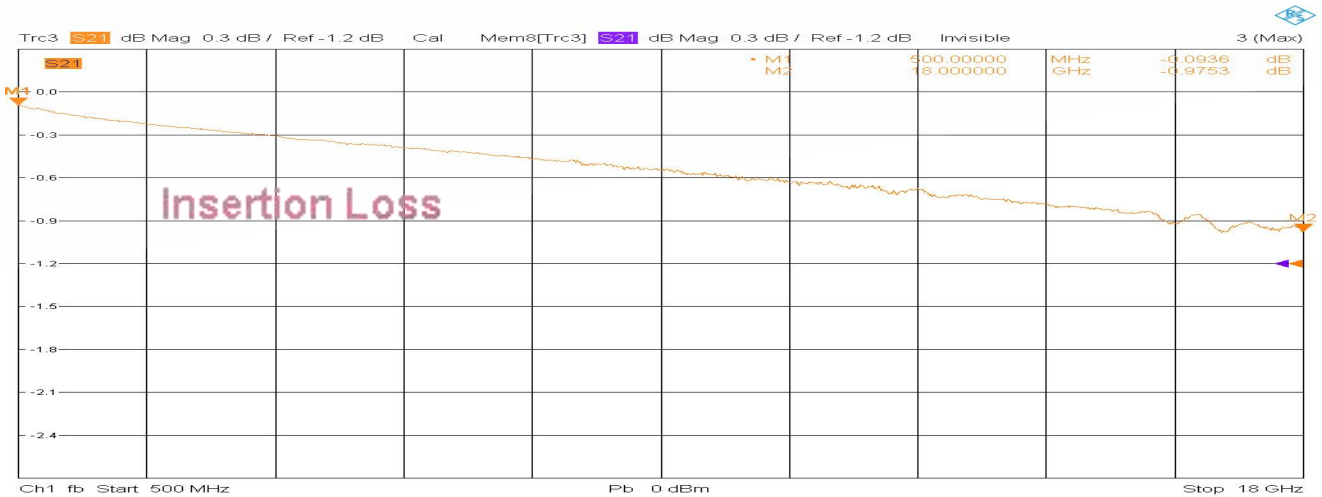
Typical Performance

1. Coupling Factor & Sensitivity, Isolation, VSWR



7/11/2022, 10:30 AM

2. Insertion Loss



7/11/2022, 9:59 AM

