

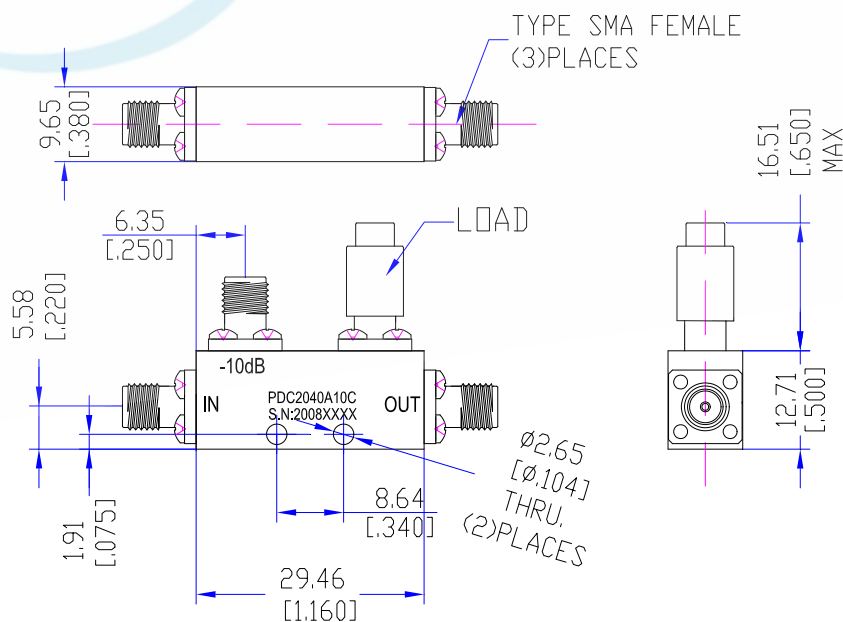
Model TDC2040A10R

Features

- Low VSWR
- High Directivity
- Broadband & Miniature Size

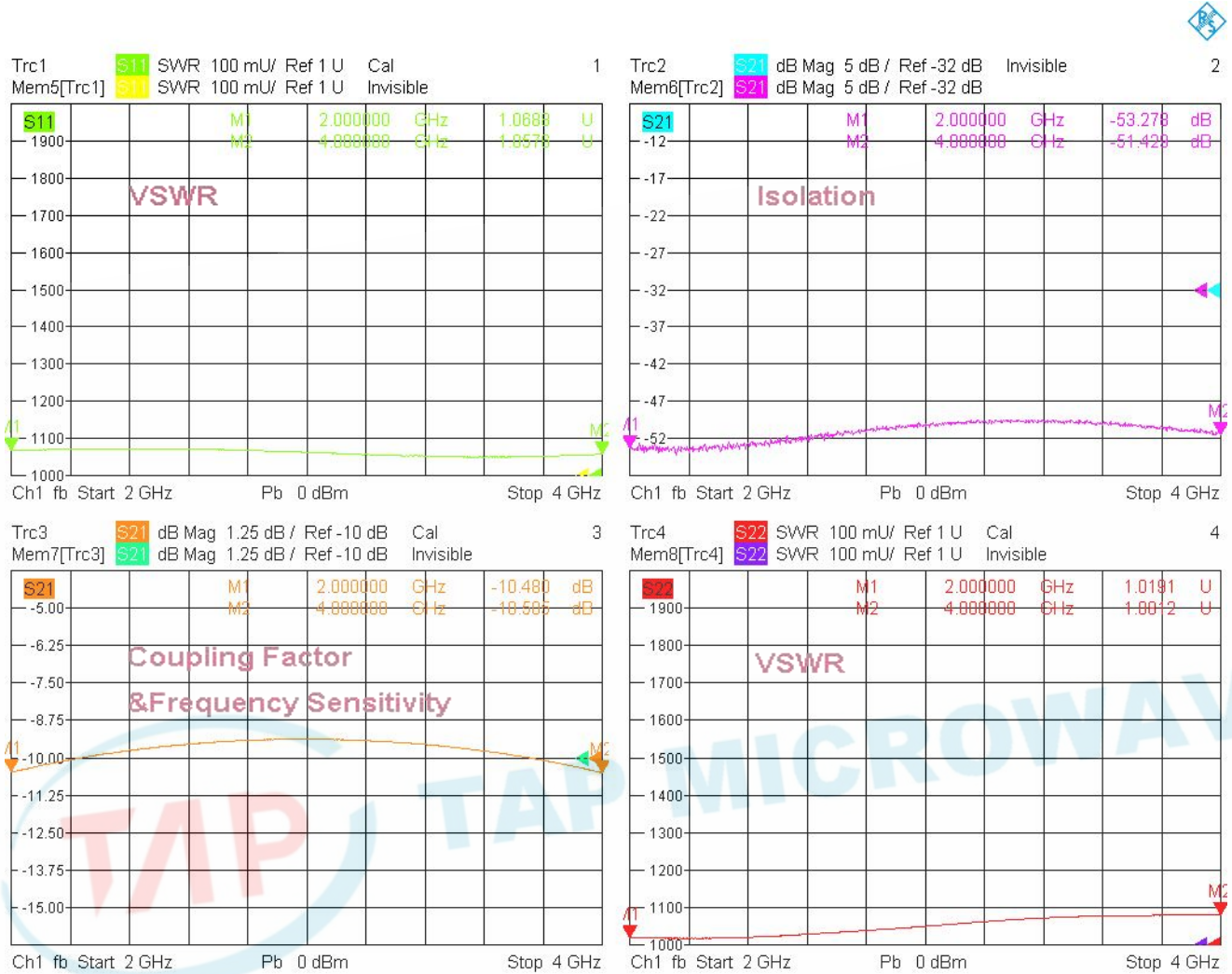
Technical Data Sheet			
Frequency Range	2~4GHz	Finish	Painted Blue_ RAL #5007
Insertion Loss	≤0.3dB (Excl. Coupling Loss 0.46dB)	Connector Body	Passivated Stainless Steel
Coupling Factor	≤10±1.25dB	Housing	Aluminum, 6061 T6 Clear Chem Conversion Film
Coupling Sensitivity	-----	Connector Pin	Beryllium Copper, Gold Plate
Directivity	≥22dB	Solder	Lead Free, RoHS Compliant
VSWR	Primary ≤1.15:1 Secondary ≤1.15:1	Operating Temperature	-55~+85°C
¹ Power Handling	Incident ≤50Watt; Peak: ≤3KWatt	Operating Humidity	Up to 95%, Non- Condensing
Impedance	50Ω	Weight	30g
Port Connectors	SMA-Female		

¹Power Handling guaranteed when load's VSWR within 1.50:1.



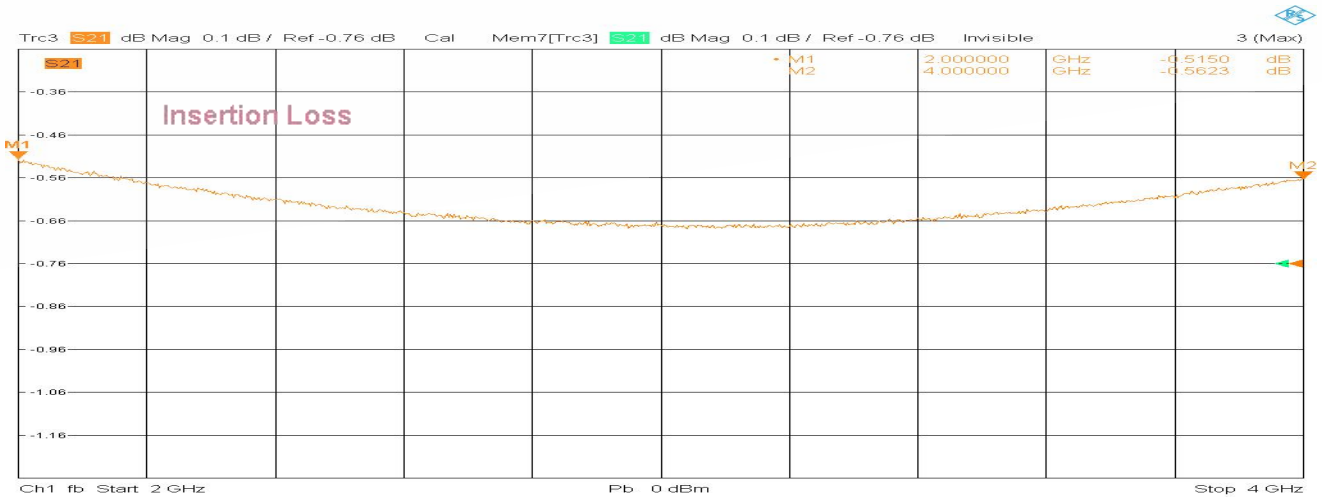
Typical Performance

1. Coupling Factor & Sensitivity, Isolation, VSWR



1/25/2022, 10:07 AM

2. Insertion Loss



1/25/2022, 10:10 AM

