

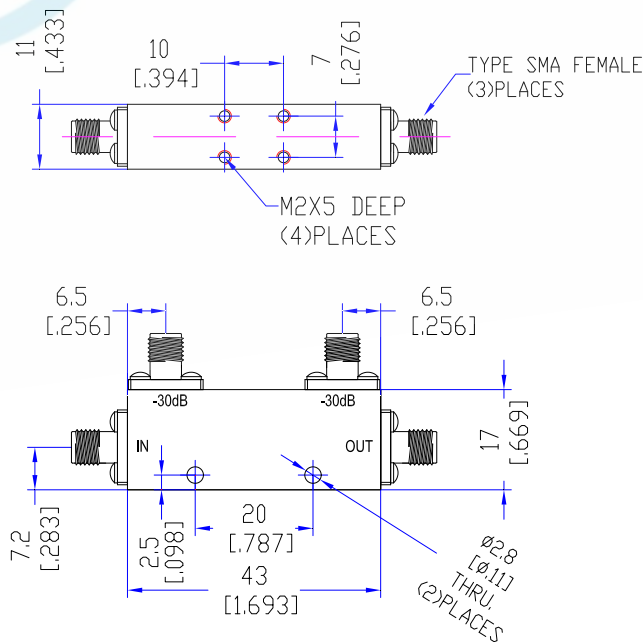
Model TDC2730A10

Features

- Low VSWR
- High Directivity
- Broadband & Miniature Size

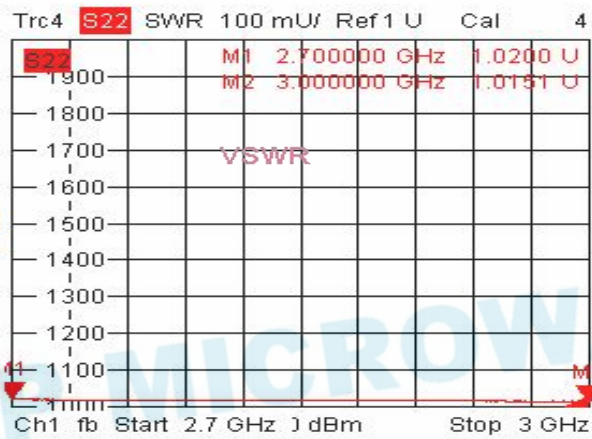
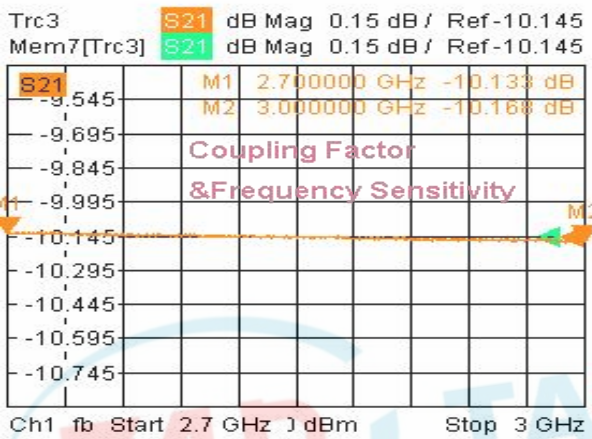
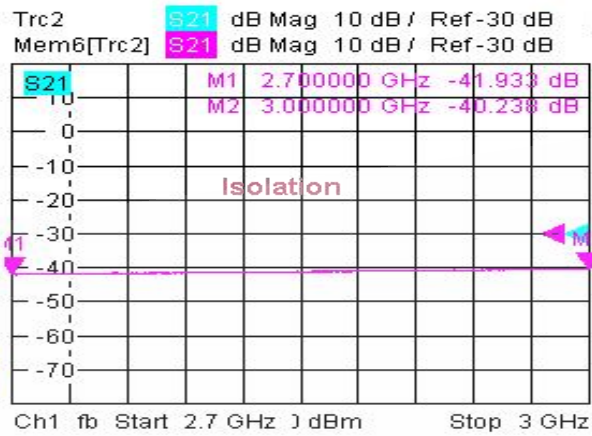
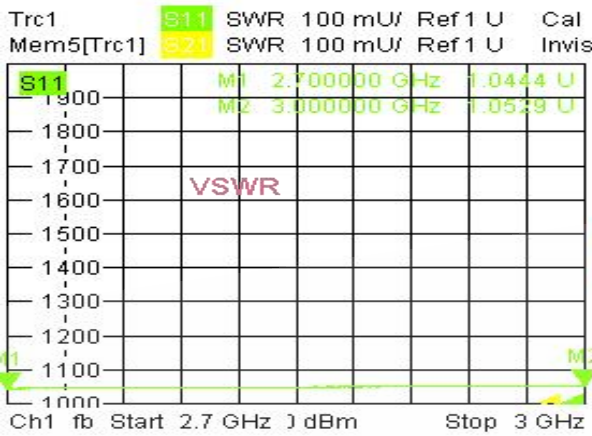
Technical Data Sheet			
Frequency Range	2.7~3GHz	Finish	Painted Blue_ RAL #5007
Insertion Loss	≤0.3dB (Excl. Coupling Loss 0.01dB)	Connector Body	Passivated Stainless Steel
Coupling Factor	≤30±0.8dB	Housing	Aluminum, 6061 T6 Clear Chem Conversion Film
Coupling Sensitivity	≤±0.15dB	Connector Pin	Beryllium Copper, Gold Plate
Directivity	≥25dB	Solder	Lead Free, RoHS Compliant
VSWR	Primary ≤1.15:1 Secondary ≤1.15:1	Operating Temperature	-55~+85°C
¹ Power Handling	Incident ≤50Watt; Reflected ≤2Watt	Operating Humidity	Up to 95%, Non- Condensing
Impedance	50Ω	Weight	30g
Port Connectors	SMA-Female		

¹Power Handling guaranteed when load's VSWR within 1.50:1.



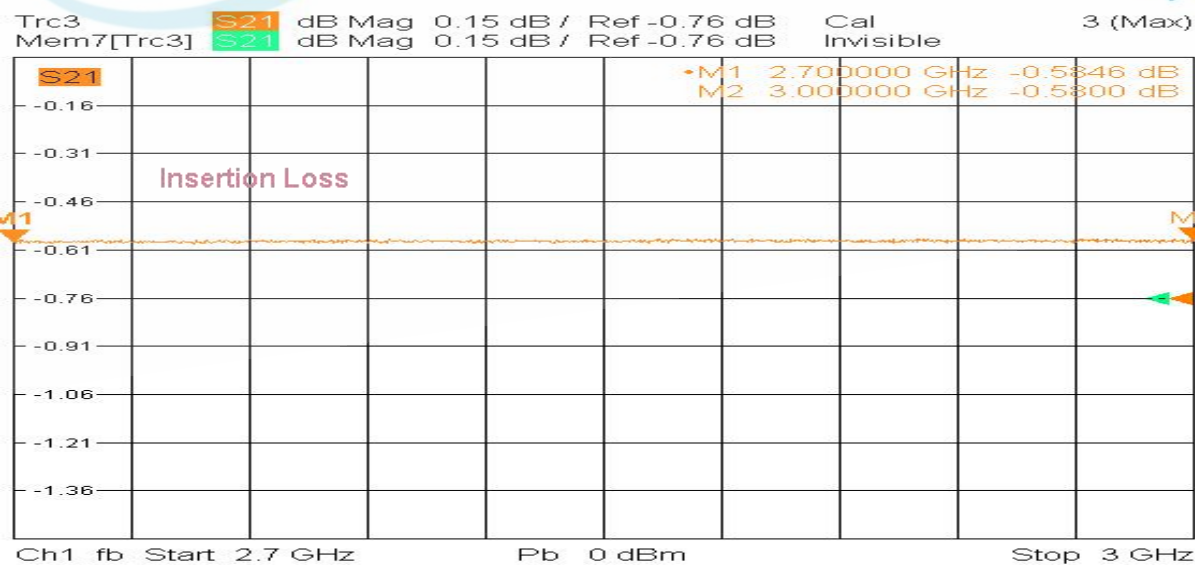
Typical Performance

1. Coupling Factor & Sensitivity, Isolation, VSWR



2/3/2021, 4:47 PM

2. Insertion Loss



2/3/2021, 4:47 PM

