

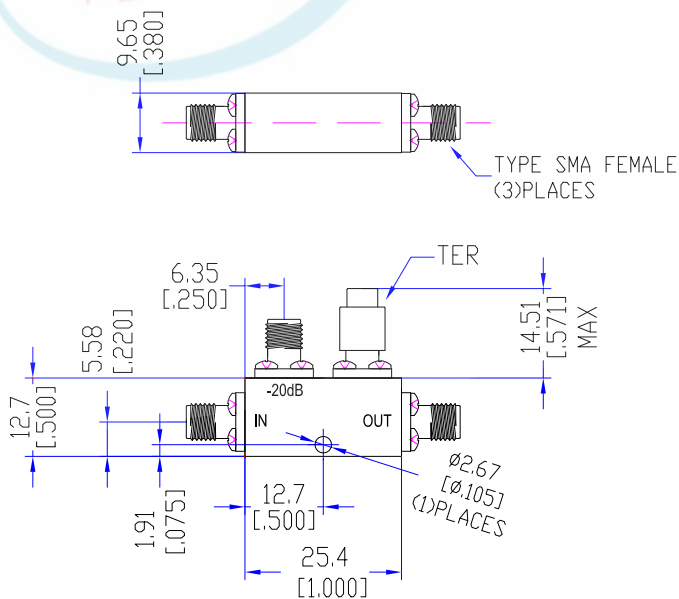
Model TDC4080A20K

Features

Low VSWR
High Directivity
Broadband & Miniature Size

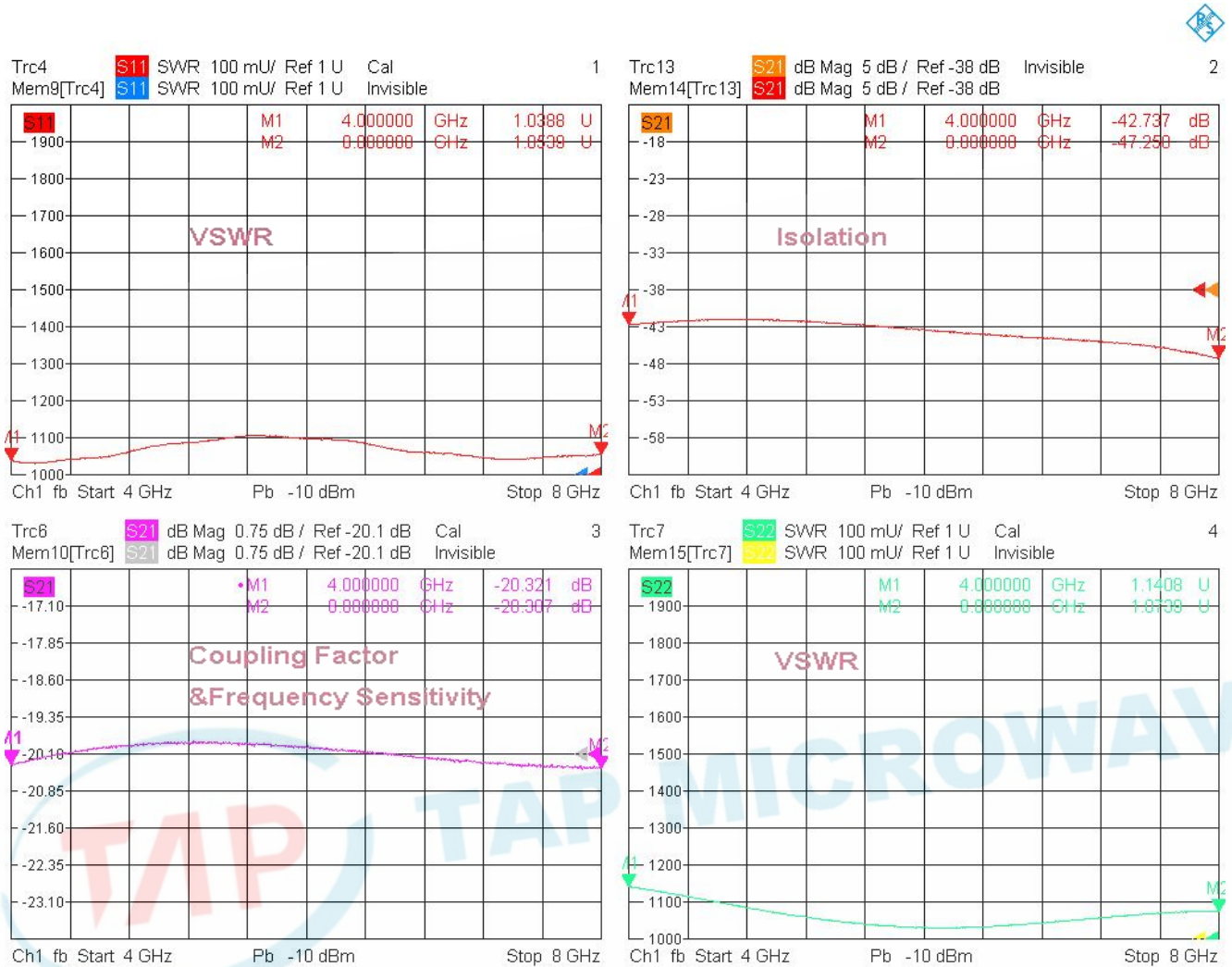
Technical Data Sheet			
Frequency Range	4~8GHz	Finish	Painted Blue_ RAL #5007
Insertion Loss	≤0.35dB (Excl. Coupling Loss 0.04dB)	Connector Body	Passivated Stainless Steel
Coupling Factor	≤20±0.5dB	Housing	Aluminum, 6061 T6 Clear Chem Conversion Film
Coupling Sensitivity	≤±0.75dB	Connector Pin	Beryllium Copper, Gold Plate
Directivity	≥18dB	Solder	Lead Free, RoHS Compliant
VSWR	Primary ≤1.25:1 Secondary ≤1.25:1	Operating Temperature	-55~+85°C
¹ Power Handling	Incident ≤50Watt; Reflected ≤1Watt	Operating Humidity	Up to 95%, Non- Condensing
Impedance	50Ω	Weight	20g
Port Connectors	SMA-Female		

¹Power Handling guaranteed when load's VSWR within 1.50:1.



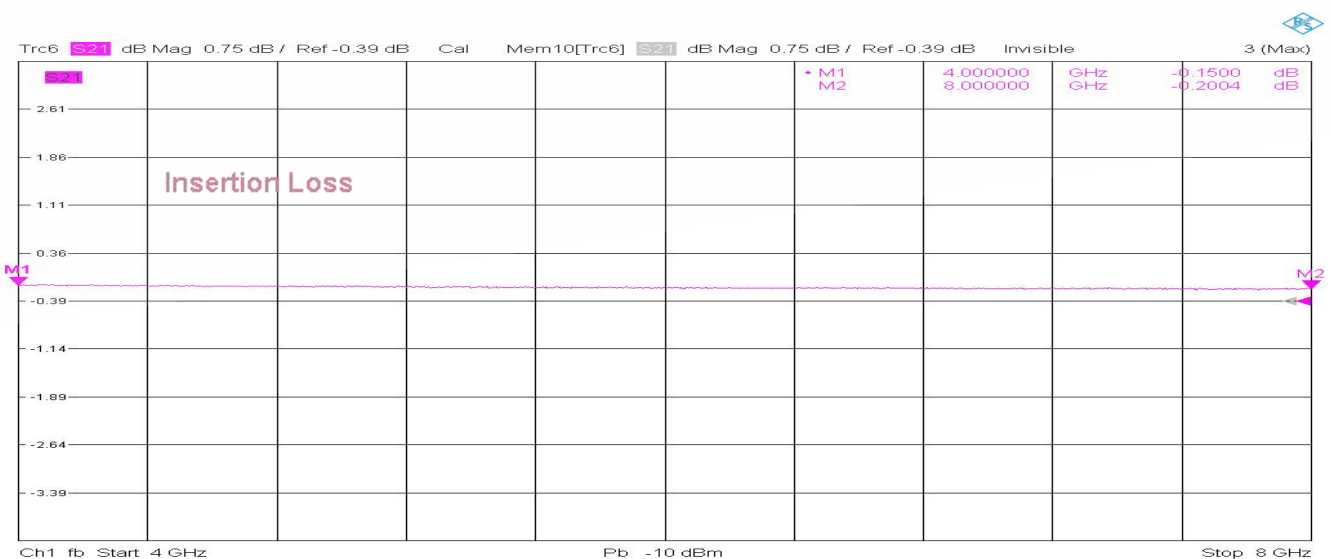
Typical Performance

1. Coupling Factor & Sensitivity, Isolation, VSWR



3/24/2023, 10:33 AM

2. Insertion Loss



3/24/2023, 10:47 AM

