

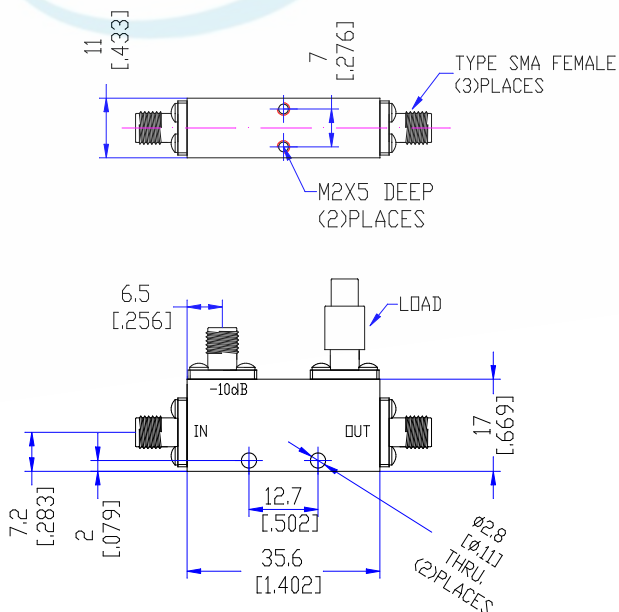
Model TDC70124A10C

Features

Low VSWR
High Directivity
Broadband & Miniature Size

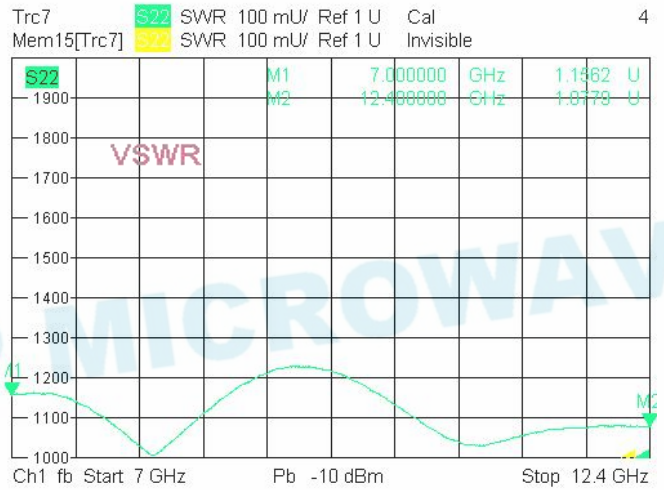
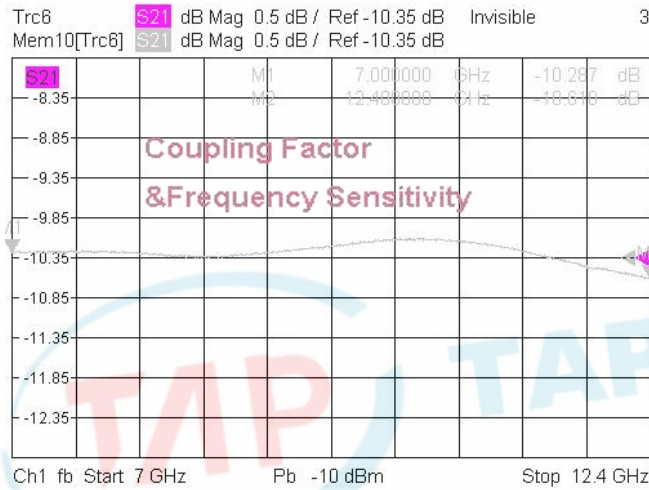
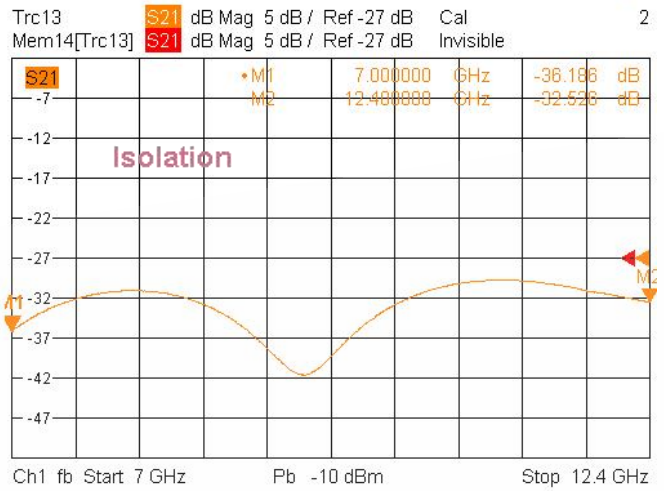
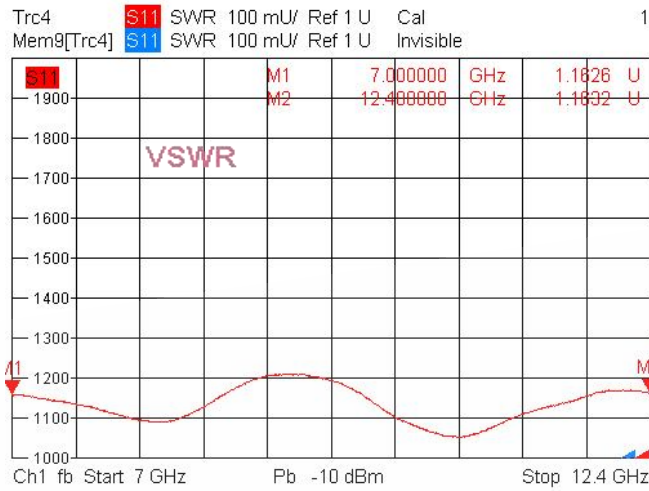
Technical Data Sheet			
Frequency Range	7~12.4GHz	Finish	Painted Blue_ RAL #5007
Insertion Loss	≤0.5dB (Excl. Coupling Loss 0.46dB)	Connector Body	Passivated Stainless Steel
Coupling Factor	≤10±0.7dB	Housing	Aluminum, 6061 T6 Clear Chem Conversion Film
Coupling Sensitivity	≤±0.5dB	Connector Pin	Beryllium Copper, Gold Plate
Directivity	≥17dB	Solder	Lead Free, RoHS Compliant
VSWR	Primary ≤1.35:1 Secondary ≤1.35:1	Operating Temperature	-55~+85°C
¹ Power Handling	Incident ≤50Watt; Reflected ≤2Watt	Operating Humidity	Up to 95%, Non- Condensing
Impedance	50Ω	Weight	30g
Port Connectors	SMA-Female		

¹Power Handling guaranteed when load's VSWR within 1.50:1.



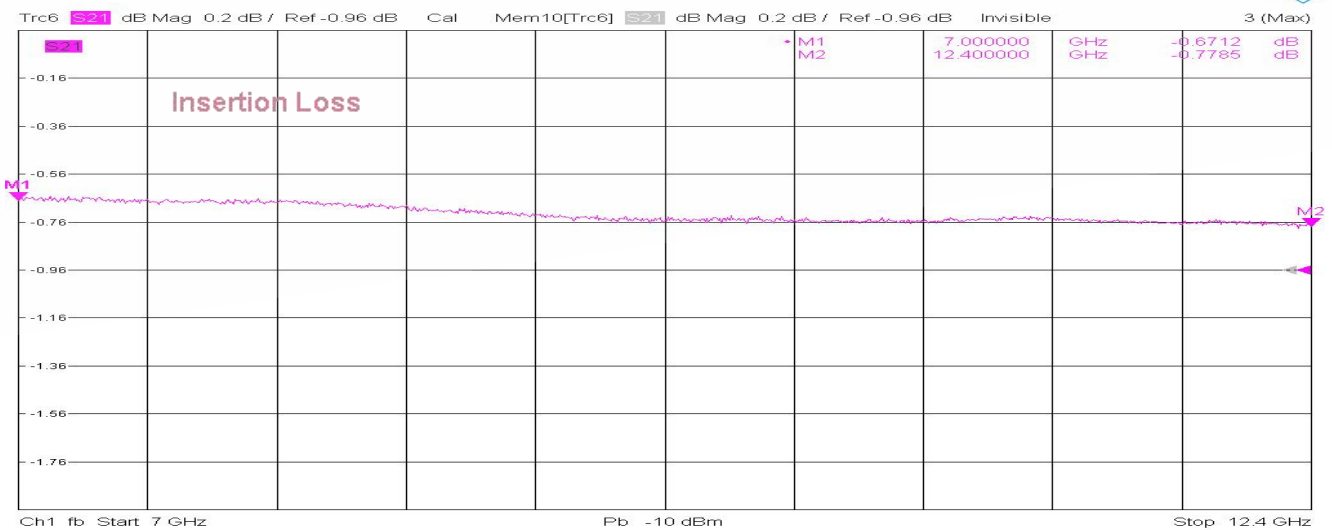
Typical Performance

1. Coupling Factor & Sensitivity, Isolation, VSWR



3/29/2022, 10:50 AM

2. Insertion Loss



3/29/2022, 10:51 AM

