

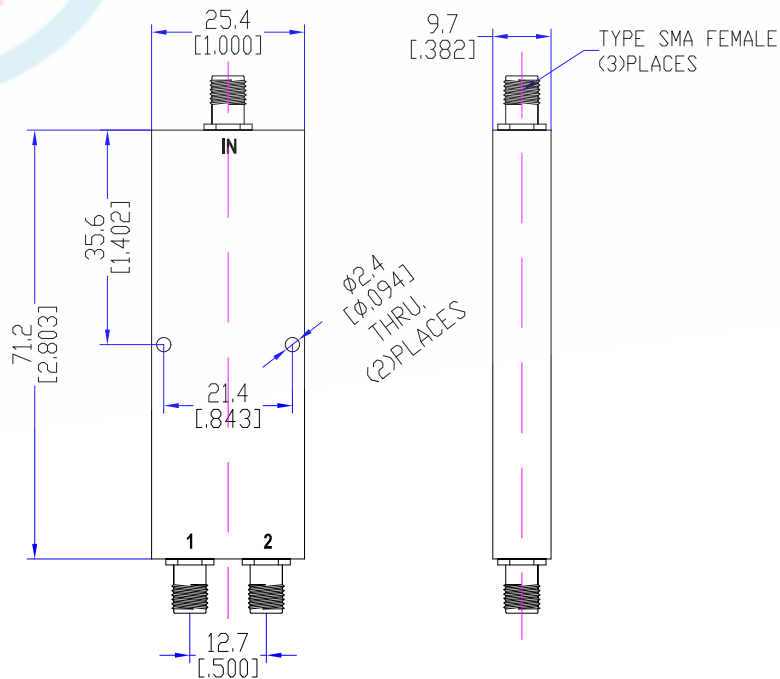
Model TPD0520A2A

Features

- Excellent phase& amplitude balance
- Low Insertion Loss& VSWR
- High Isolation

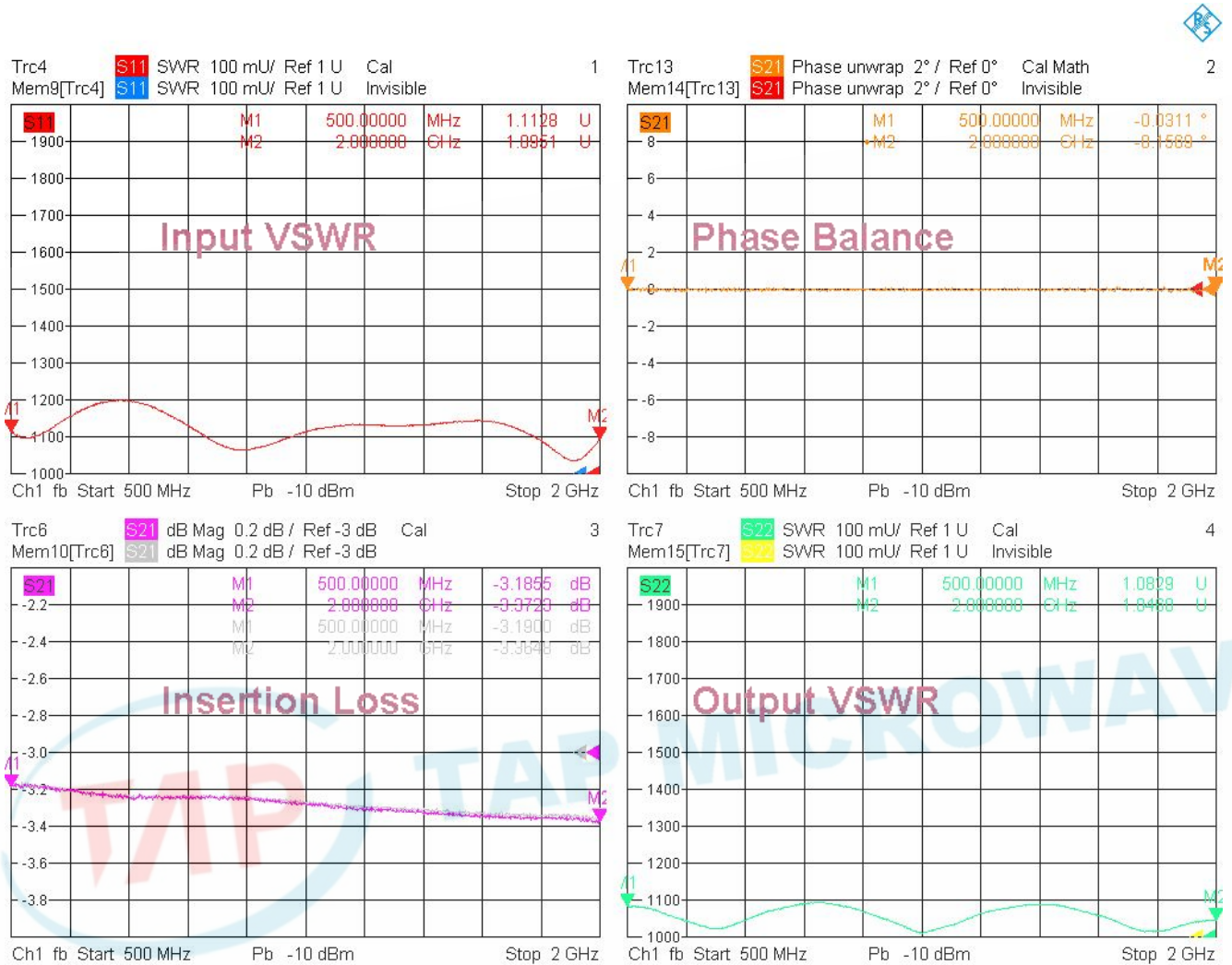
Technical Data Sheet			
Frequency Range	0.5~2.0GHz	Finish	Painted Black
Insertion Loss	≤0.4dB (Above 3.01dB Split)	Connector Body	Stainless Steel
VSWR	Input ≤1.25:1 Output ≤1.20:1	Housing	Aluminum, 6061 T6 Clear Chem Conversion Film
Isolation	≥20dB	Connector Pin	Beryllium Copper, Gold Plate
Amplitude Balance	≤0.2dB	Solder	Lead Free, RoHS Compliant
Phase Balance	≤2°	Operating Temperature	-55~+85°C
¹ Power Handling	Forward ≤30Watt; Reversed ≤1Watt	Operating Humidity	Up to 95%, Non- Condensing
Impedance	50Ω	Weight	40g
Port Connectors	SMA-Female		

¹Power Handling guaranteed when load's VSWR within 1.50:1.



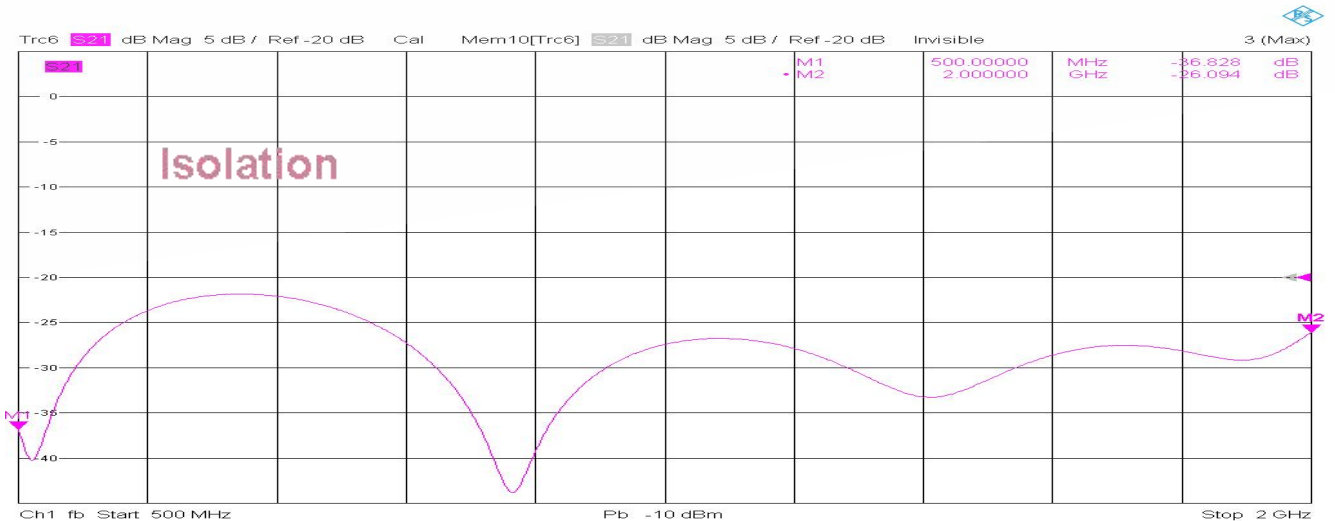
Typical Performance

1. Insertion Loss, Amplitude &Phase Balance, VSWR



9/22/2022, 7:46 PM

2. Isolation



9/22/2022, 8:35 PM

