

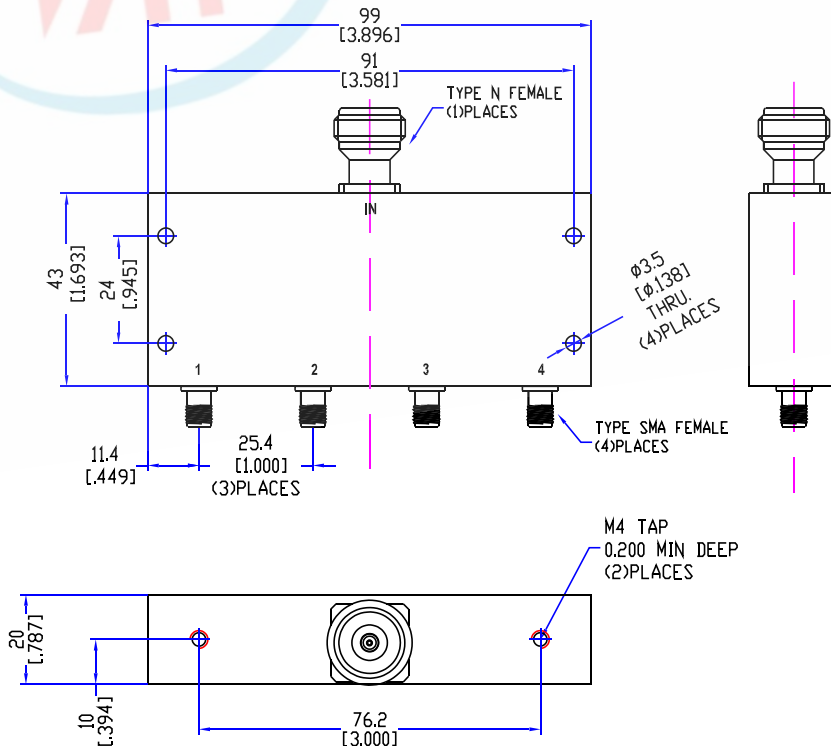
**Model TPD2030N4BA**

**Features**

- Excellent phase & amplitude balance
- Low Insertion Loss & VSWR
- High Isolation

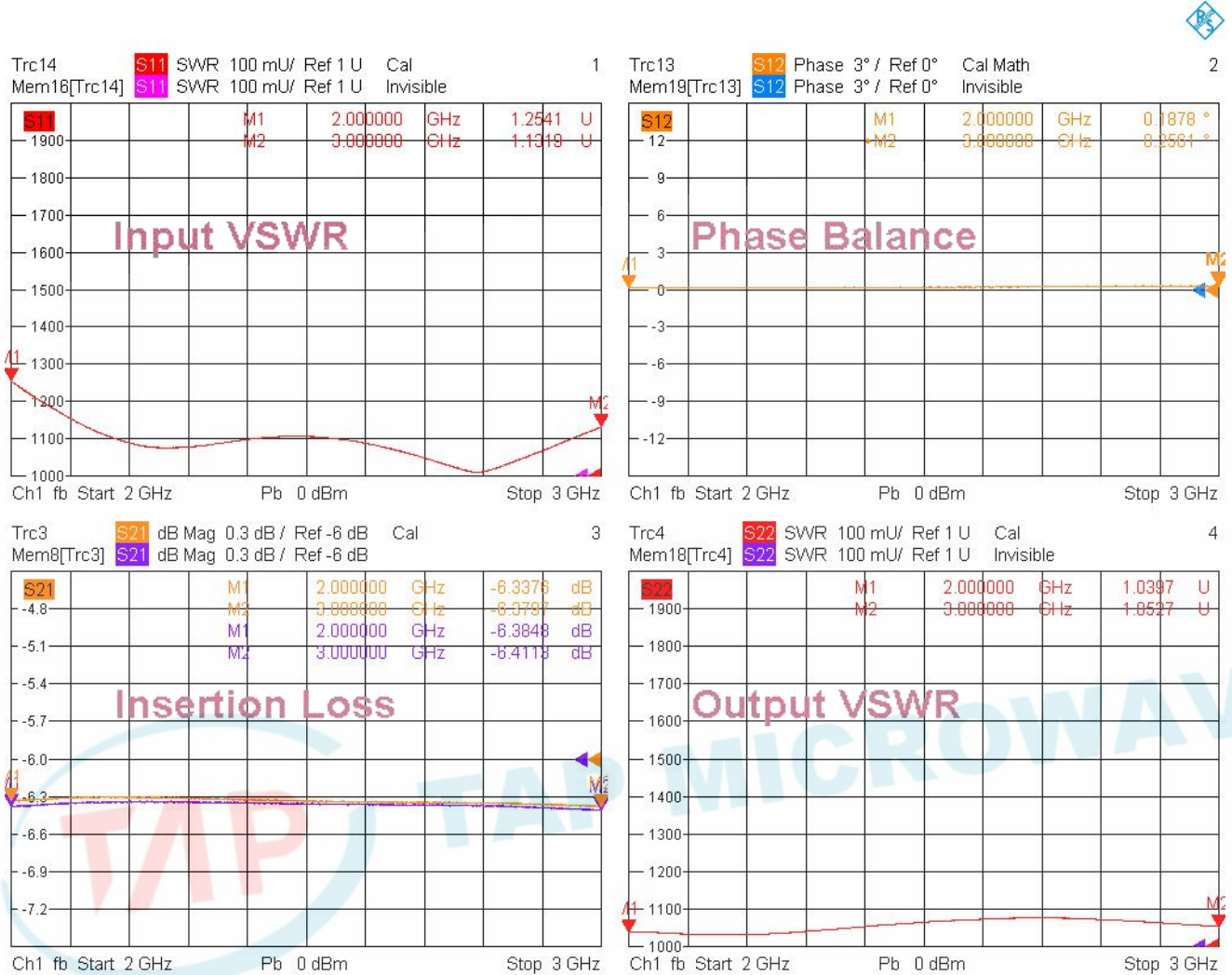
| Technical Data Sheet        |                                       |                       |   |
|-----------------------------|---------------------------------------|-----------------------|---|
| Frequency Range             | 2~3GHz                                | Finish                | Painted Blue_ RAL #5007                         |
| Insertion Loss              | ≤1.4dB<br>(Above 6.02dB Split)        | Connector Body        | Brass, Tri-Alloy Plate                          |
| VSWR                        | Input ≤1.50:1<br>Output ≤1.40:1       | Housing               | Aluminum, 6061 T6<br>Clear Chem Conversion Film |
| Isolation                   | ≥20dB                                 | Connector Pin         | Beryllium Copper, Gold Plate                    |
| Amplitude Balance           | ≤±0.3dB                               | Solder                | Lead Free, RoHS Compliant                       |
| Phase Balance               | ≤±3°                                  | Operating Temperature | -55~+85°C                                       |
| <sup>1</sup> Power Handling | Forward ≤30Watt;<br>Reversed ≤1Watt   | Operating Humidity    | Up to 95%, Non- Condensing                      |
| Impedance                   | 50Ω                                   | Weight                | 240g  |
| Port Connectors             | Input: N-Female<br>Output: SMA-Female |                       |   |

<sup>1</sup>Power Handling guaranteed when load's VSWR within 1.50:1.



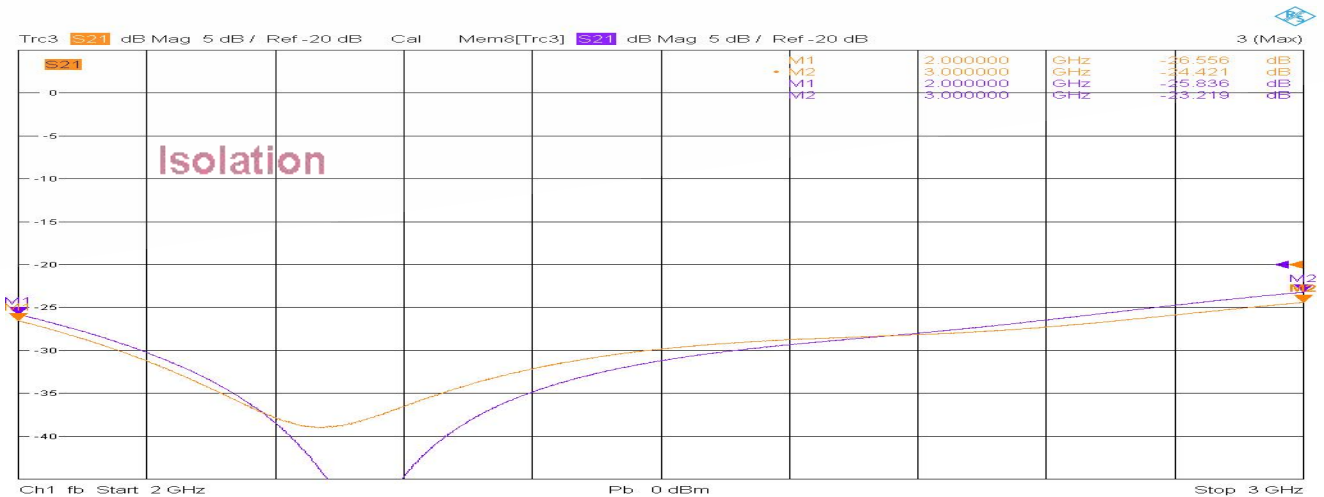
## Typical Performance

### 1. Insertion Loss, Amplitude & Phase Balance, VSWR



12/26/2022, 10:56 AM

### 2. Insertion Loss



12/26/2022, 10:43 AM

