

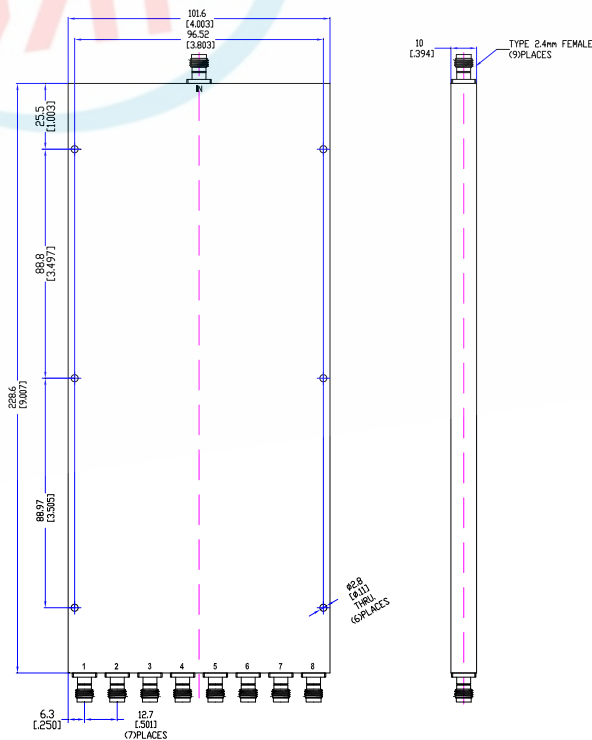
## Model TPD10500A8

### Features

- Excellent phase& amplitude balance
- Low Insertion Loss& VSWR
- High Isolation

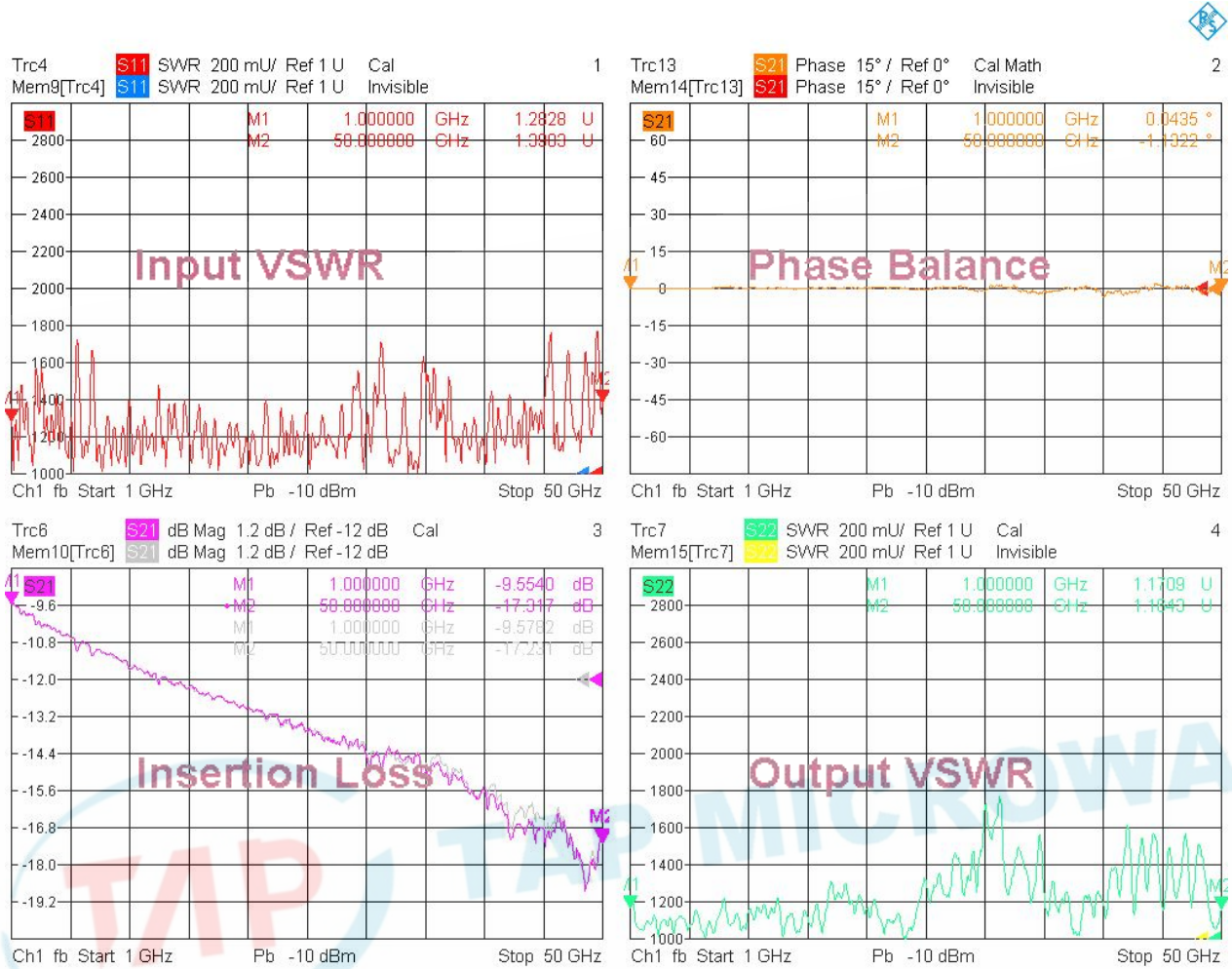
Technical Data Sheet			
Frequency Range	1~50GHz	Finish	Painted Blue_ RAL #5007
Insertion Loss	≤10.0dB (Above 9.03dB Split)	Connector Body	Passivated Stainless Steel
VSWR	Input ≤2.00:1 Output ≤1.80:1	Housing	Aluminum, 6061 T6 Clear Chem Conversion Film
Isolation	≥12dB	Connector Pin	Beryllium Copper, Gold Plate
Amplitude Balance	≤±1.5dB	Solder	Lead Free, RoHS Compliant
Phase Balance	≤±15°	Operating Temperature	-55~+85°C
<sup>1</sup> Power Handling	Forward ≤10Watt; Reversed ≤1Watt	Operating Humidity	Up to 95%, Non- Condensing
Impedance	50Ω	Weight	380g
Port Connectors	2.4mm-Female		

<sup>1</sup>Power Handling guaranteed when load's VSWR within 1.50:1.



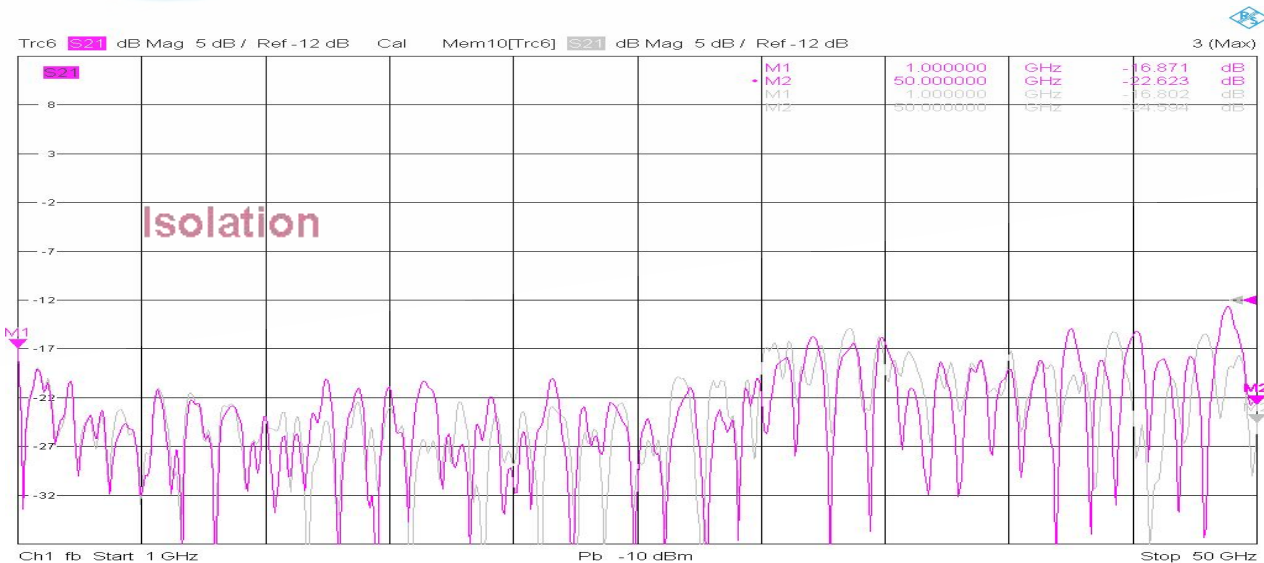
## Typical Performance

### 1. Insertion Loss, Amplitude & Phase Balance, VSWR



10/18/2024, 11:27 AM

### 2. Isolation



10/18/2024, 11:18 AM

